Einbauanleitung

RotoQ QT4 Plus

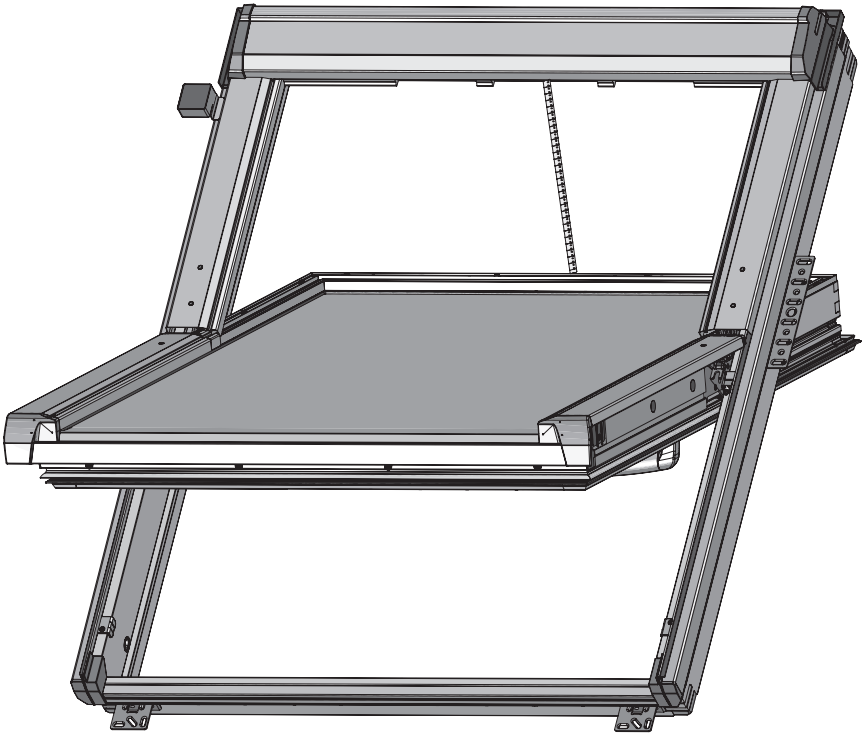

EN Installation manual
FR Instructions de montage
NL Montagehandleiding
IT Guida per il montaggio
ES Instrucciones de montaje
PT Instruções de instalação
PL Instrukcja montażu

CZ Montážní návod
SK Návod na montáž
SI Navodila za vgradnji
RU Руководство по монтажу
GR Οδηγίες τοποθέτησης
EE Paigaldusjuhend
LV Uzstādīšanas instrukcija

LT Montavimo instrukcija
RO Manual de montare
HU Beépítési útmutató
HR Upute za ugradnju
BG Монтажна инструкция

2018.05 | 814767-00

roto-extra.com

DE Sicherheitshinweise
EN Safety information
FR Indications de sécurité
NL Veiligheidsinstructies
IT Indicazioni sulla sicurezza
ES Indicaciones de seguridad
PT Indicações de segurança
PL Wskazówki bezpieczeństwa
CZ Bezpečnostní pokyny
SK Bezpečnostné pokyny
SL Varnostna navodila
RU Указания по технике безопасности
GR Υποδείξεις ασφαλείας
EE Ohutusjuhised
LV Drošības norādījumi
LT Saugumo instrukcijos
RO Indicaţii de securitate
HU Biztonsági utasítások
HR Sigurnosne upute
BG Указания за безопасност

4

16

7

7

12

23

24

31

33

SOS 42

50

RotoQ QT4 Plus

QT4 E

QT4 F

QT4 S

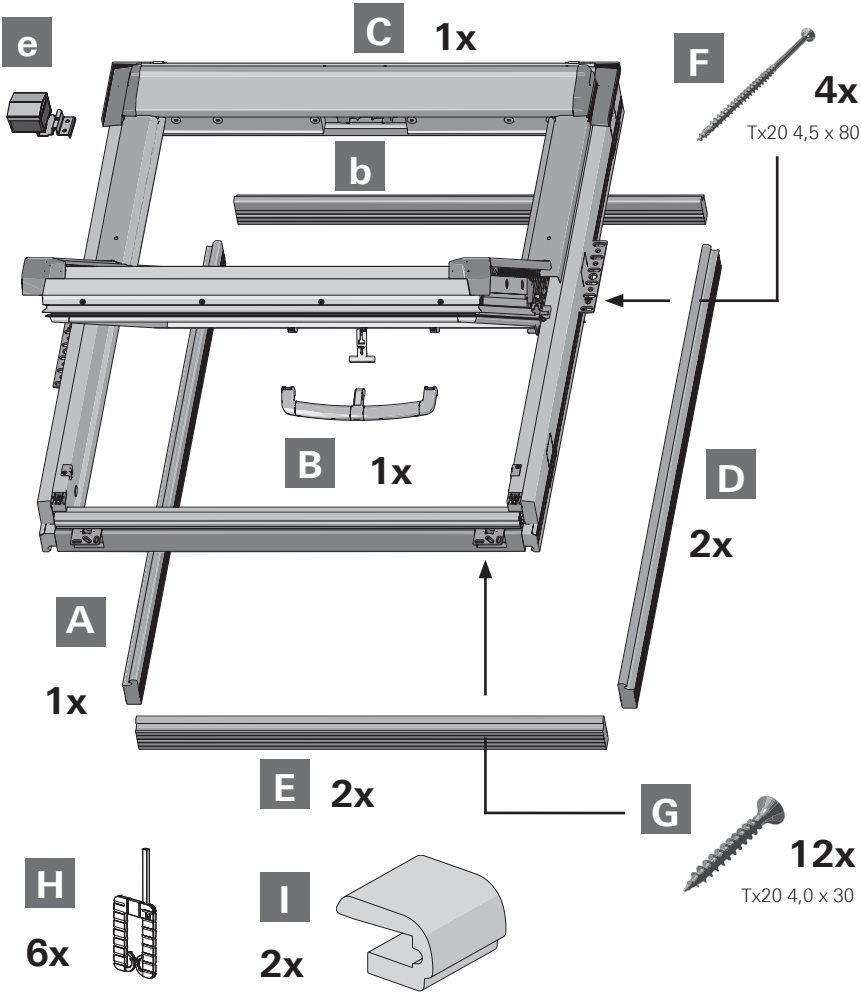
e
C
1x
F
4x
Tx20 4,5 x 80
b
B
1x
D
2x
A
1x
E
2x
G
12x
Tx20 4,0 x 30
H
6x
I
2x

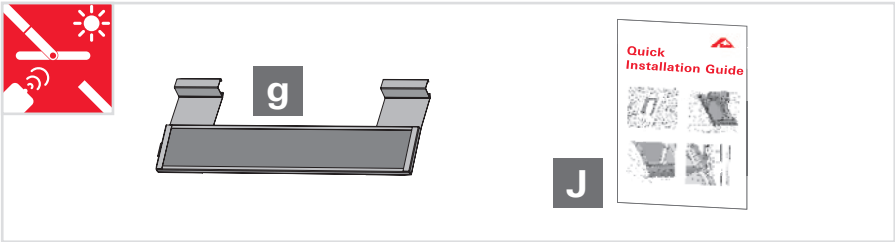
g
J
Quick
Installation Guide





EDW, EDU, EDS, EDL, EDB, EDP,EDM, EDX, MSB, EDW V20, EDL V20EDN, EDJ

1x2, 2x1, 2x2

MDA, MSA

ZEL STG HS 1 II, ZEL STG HS 5 II, ZEL STG HS 10 II, ZEL STG ZSU HS 10 II, ZEL STG LSF II, ZEL STG WS 1, ZEL STG ZSUF, ZEL STG WS 5

ZRO Q RT2, ZRO Q R1



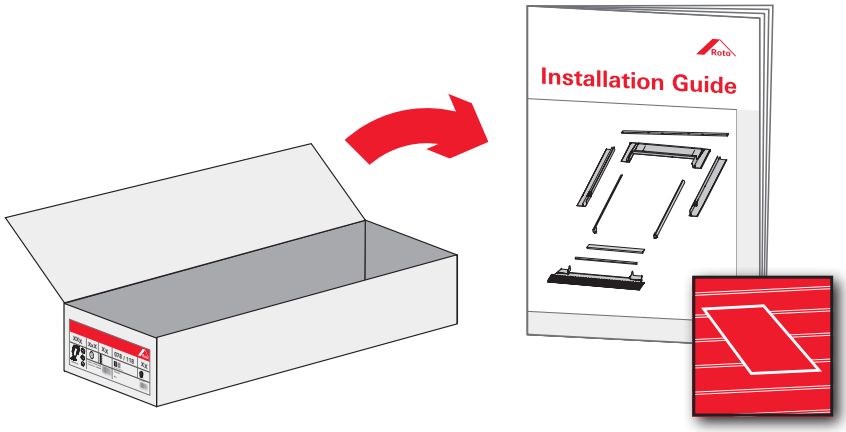

EDW, EDU, EDS, EDL
EDB, EDP
EDM, EDX, MSB,
EDW V20, EDL V20
EDN, EDJ

1x2
2x1
2x2

MDA
MSA

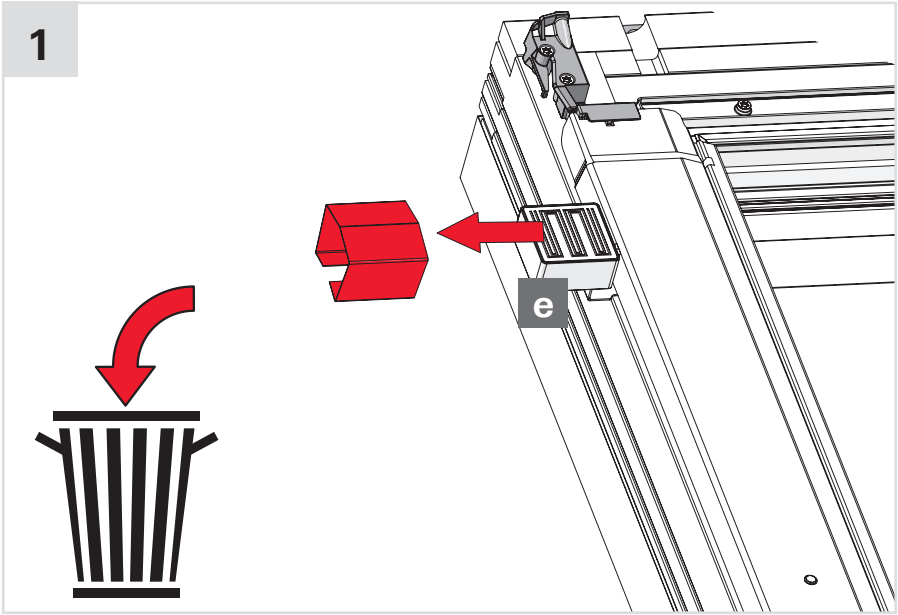
1
e

2

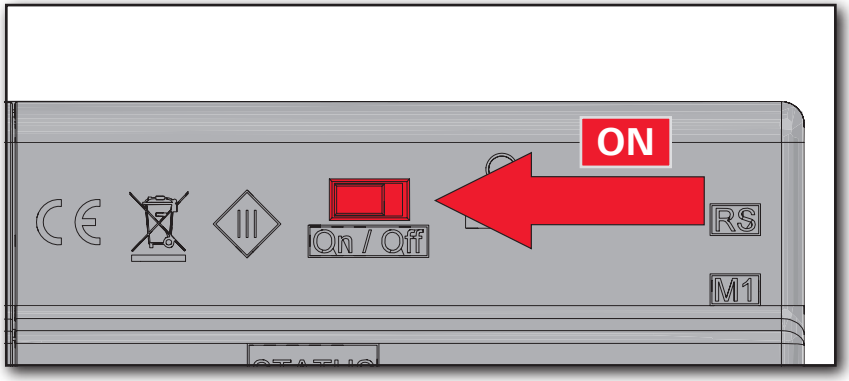

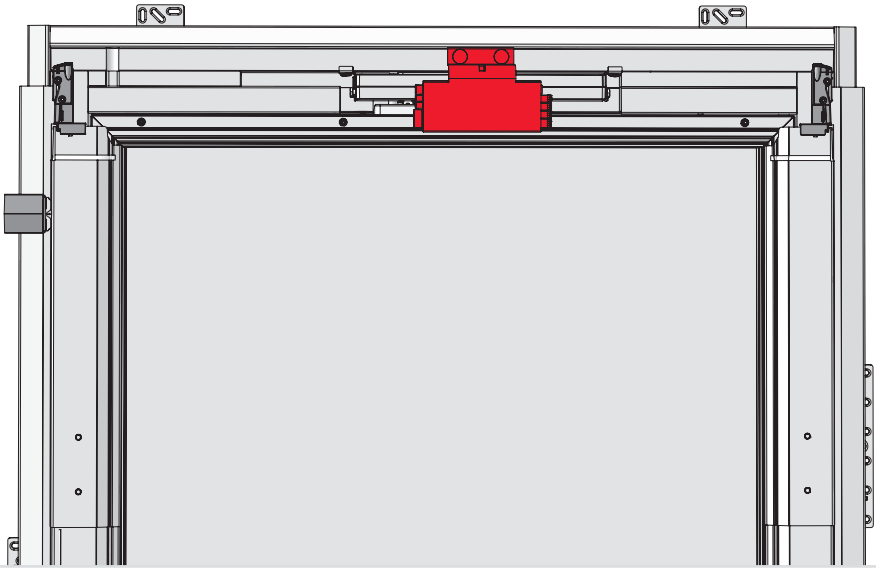

3

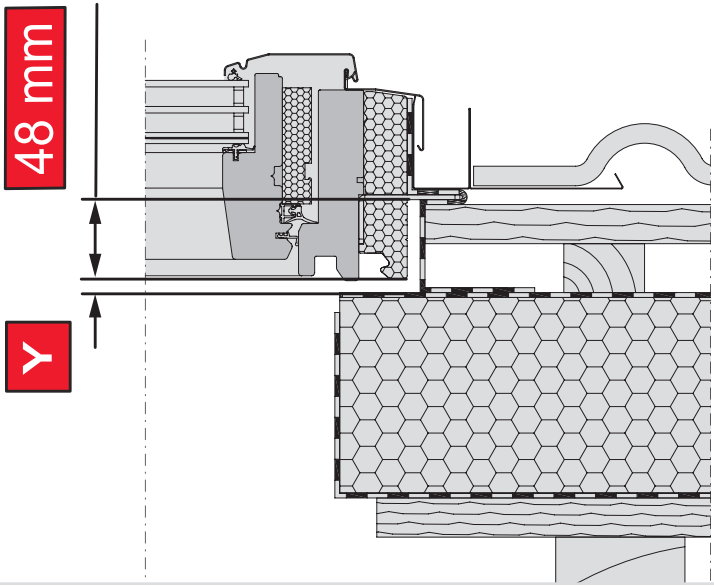

4

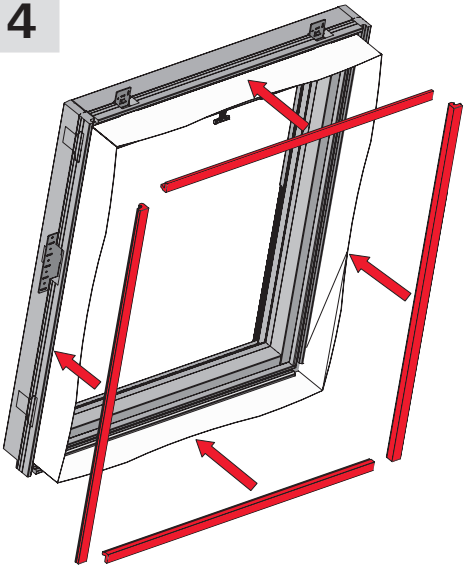

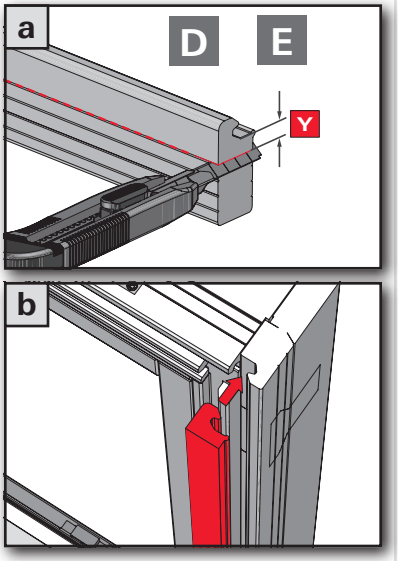

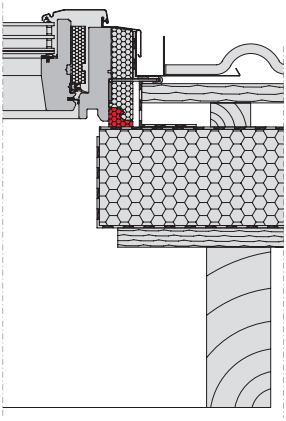



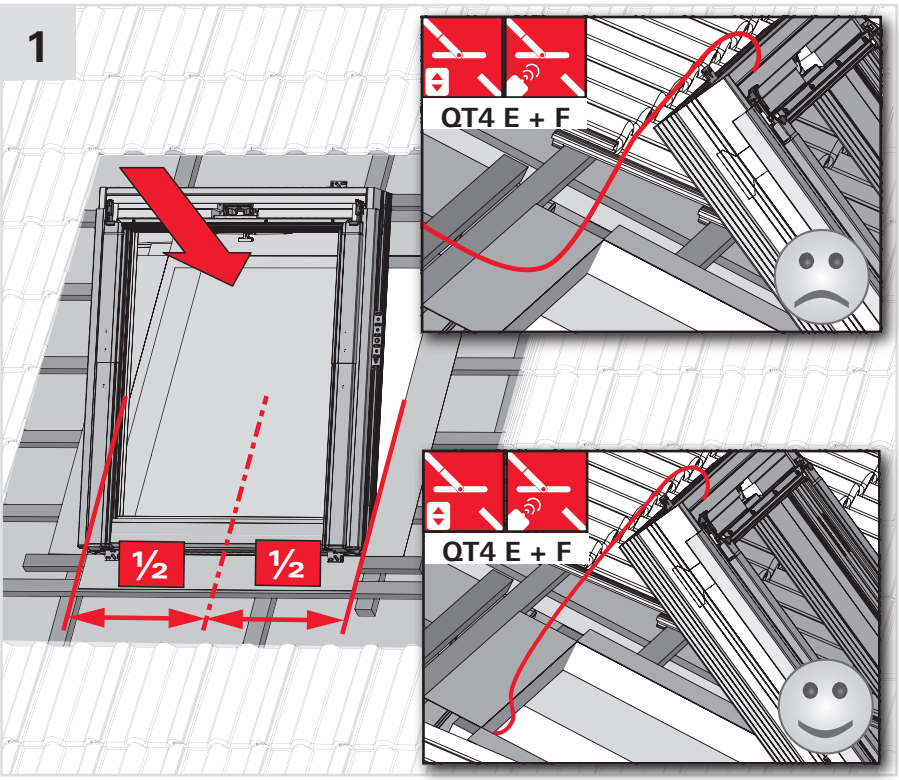
1
OT4 E + F
½
½
OT4 E + F

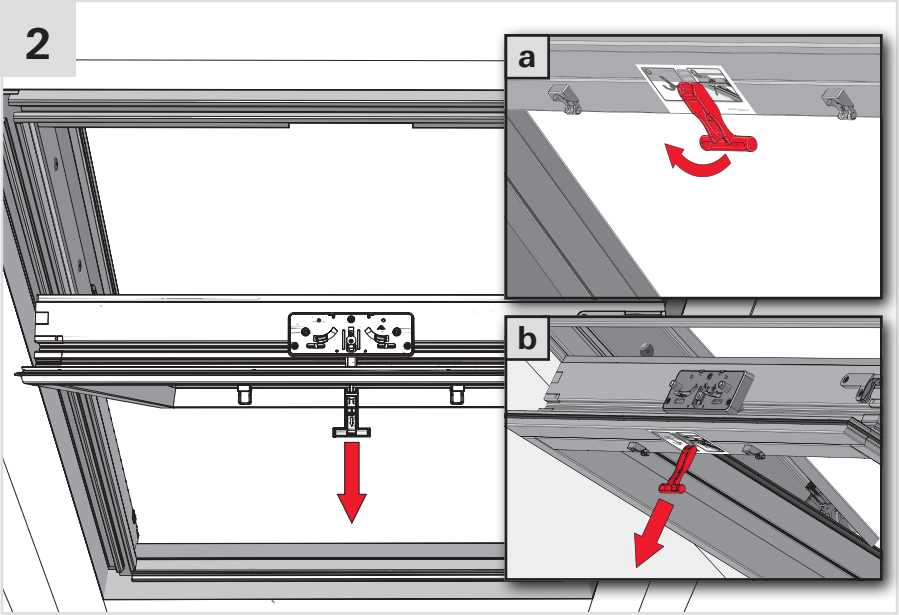
2
a
b

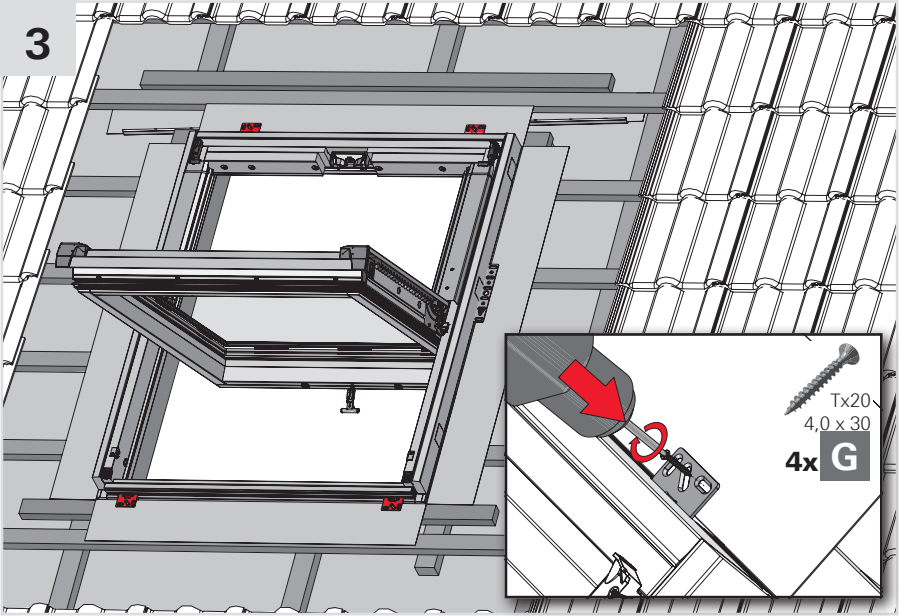
3
Tx20
4,0 x 30
4x G

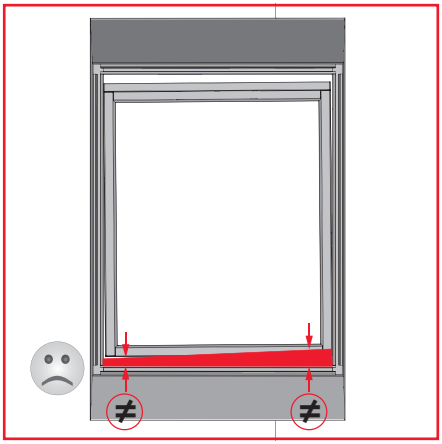
≠
≠

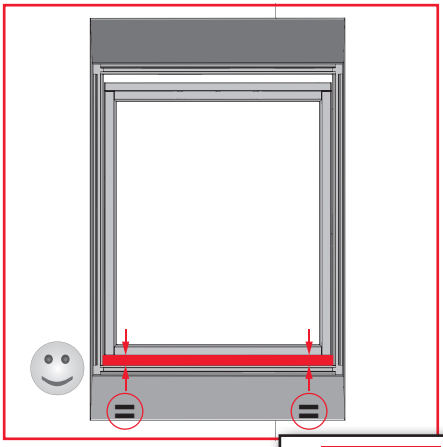
=
=

15

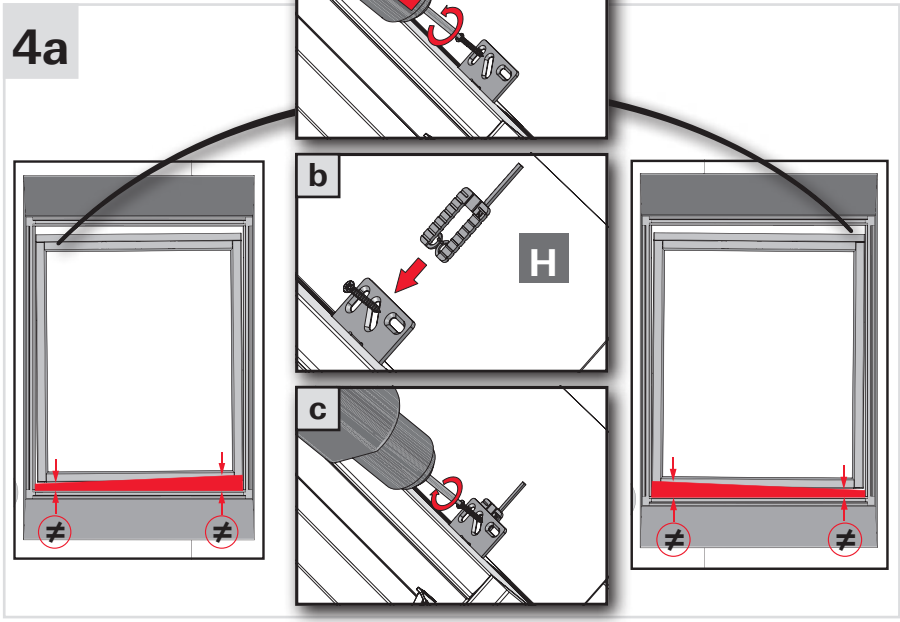
4a
a
b
H
c
≠
≠
≠
≠

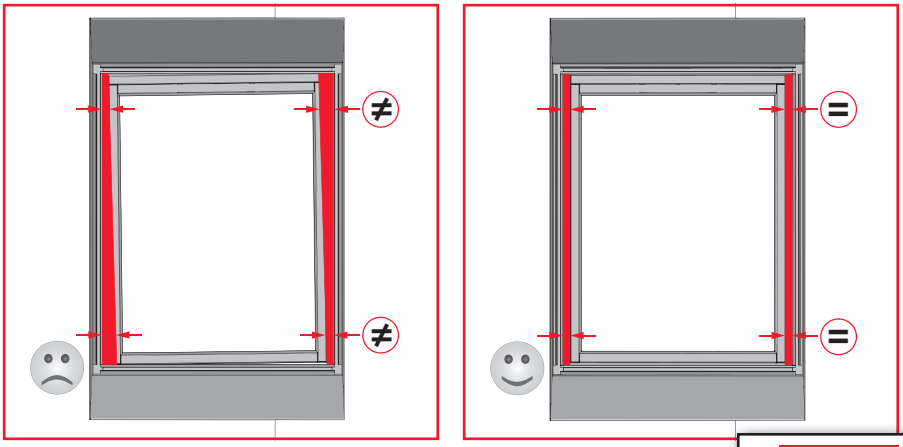
≠
≠
=
=

16

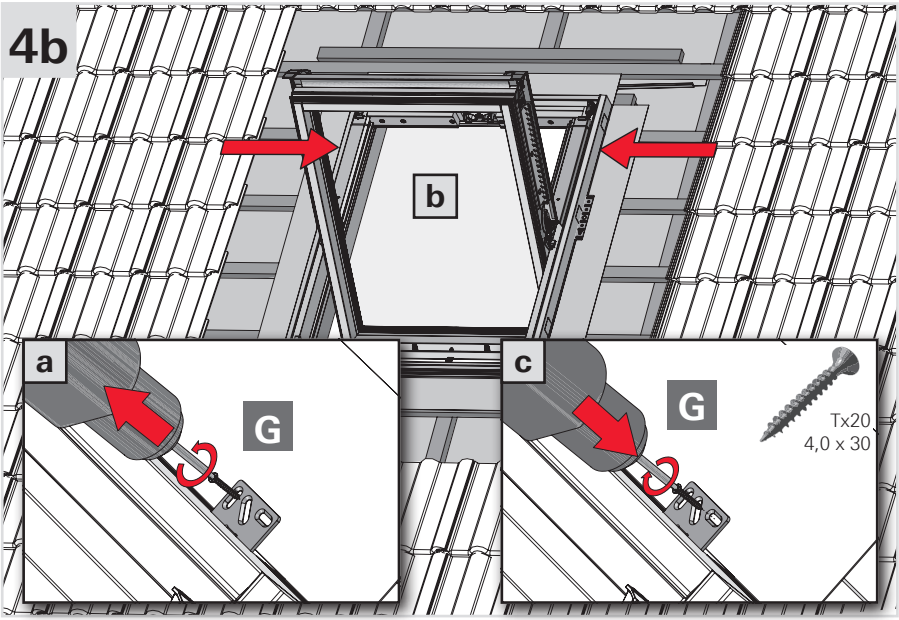
4b
b
a
G
c
G
Tx20
4,0 x 30

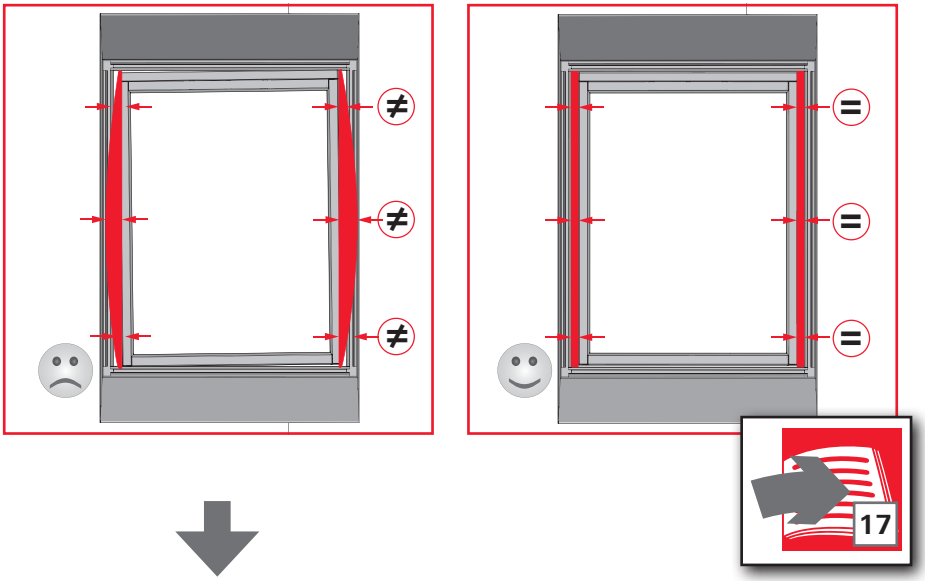
≠
≠
≠
=
=
=
17

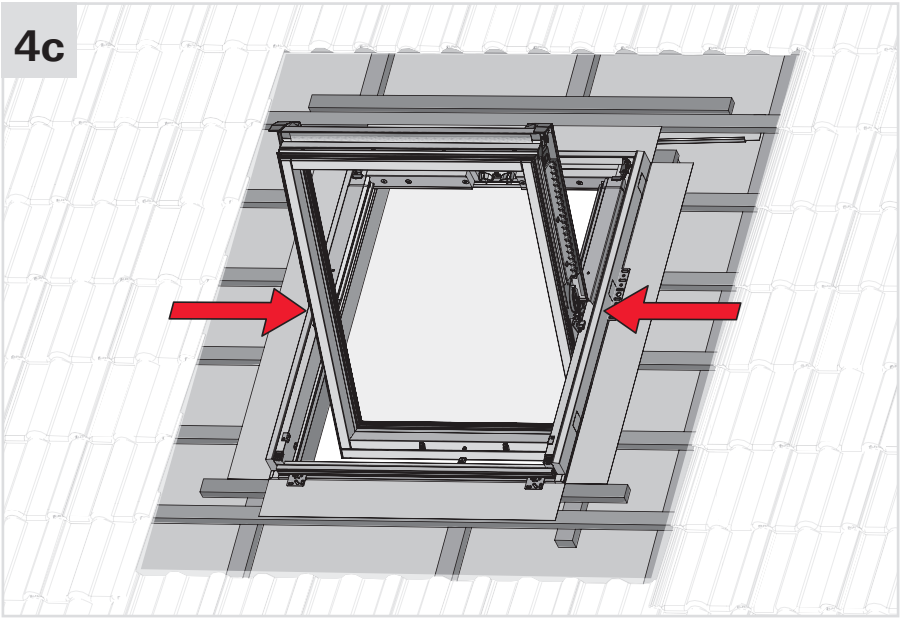
4c

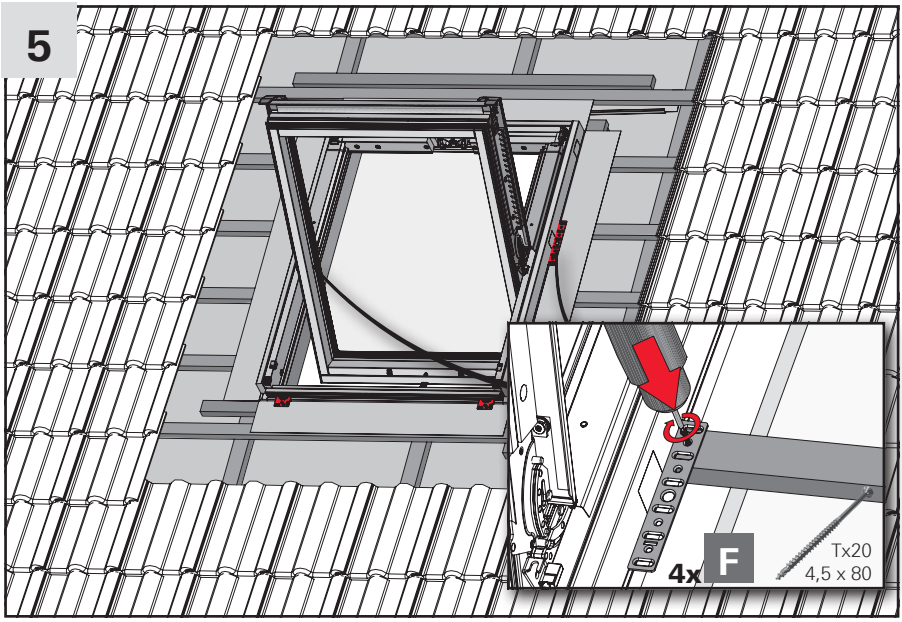
5
4x
F
Tx20
4,5 x 80

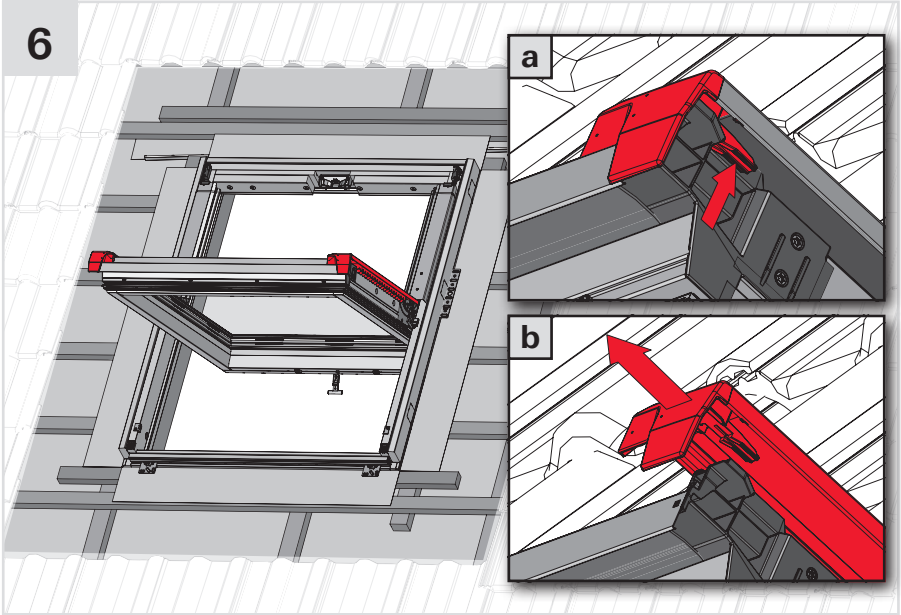
6
a
b

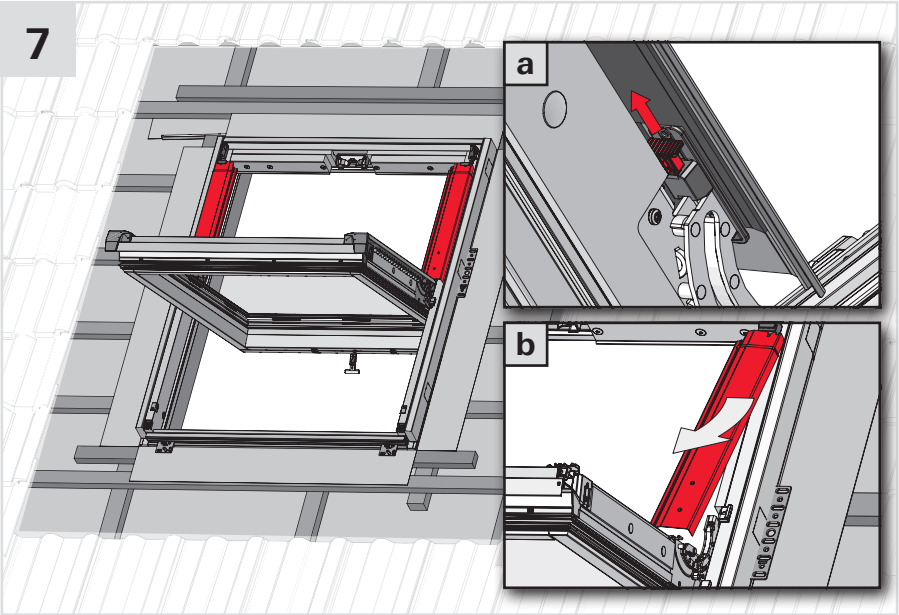
7
a
b

8

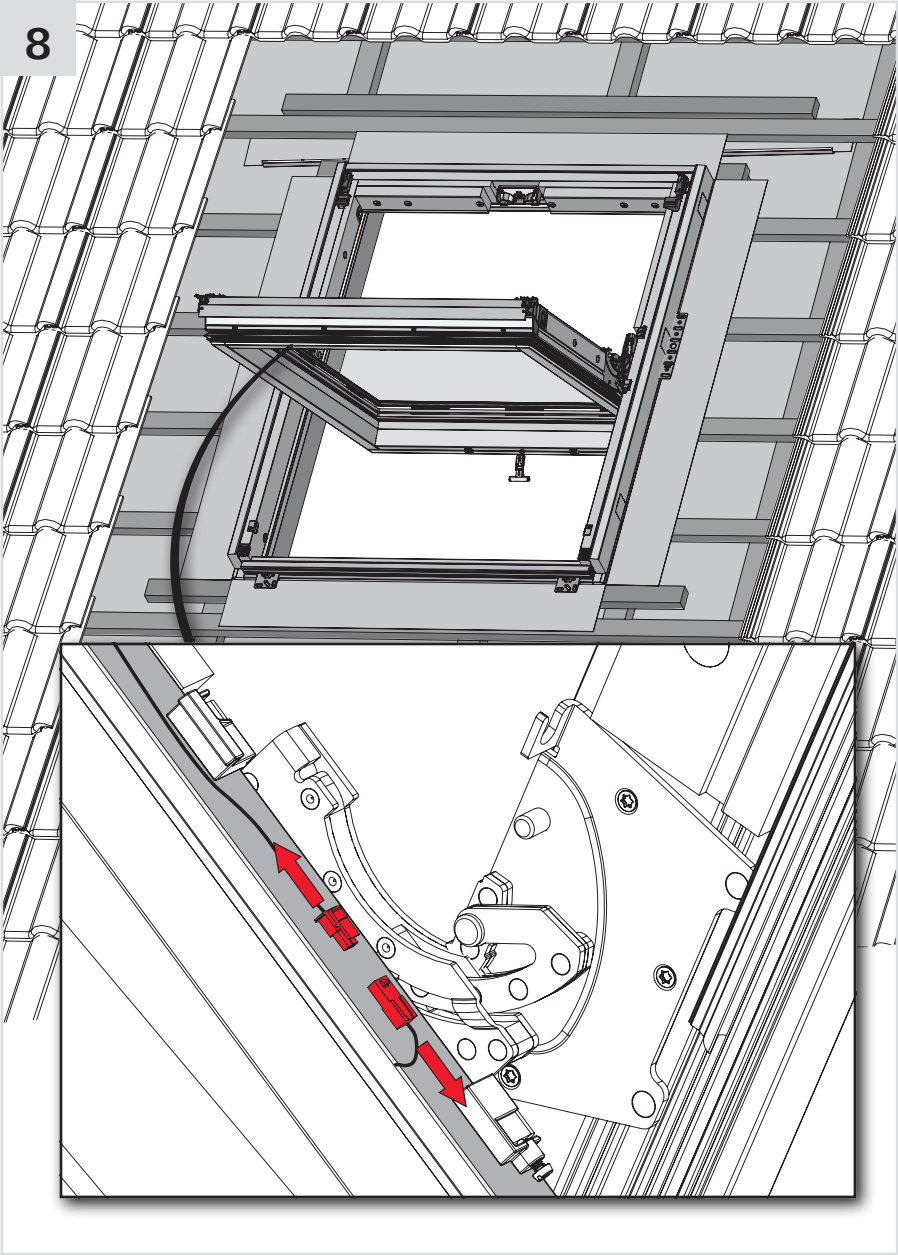

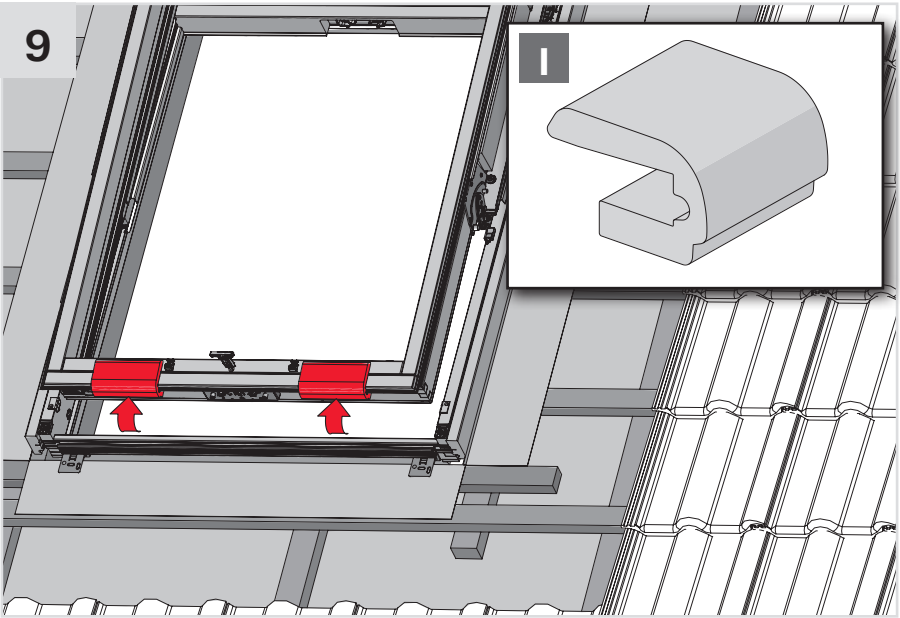
9
I

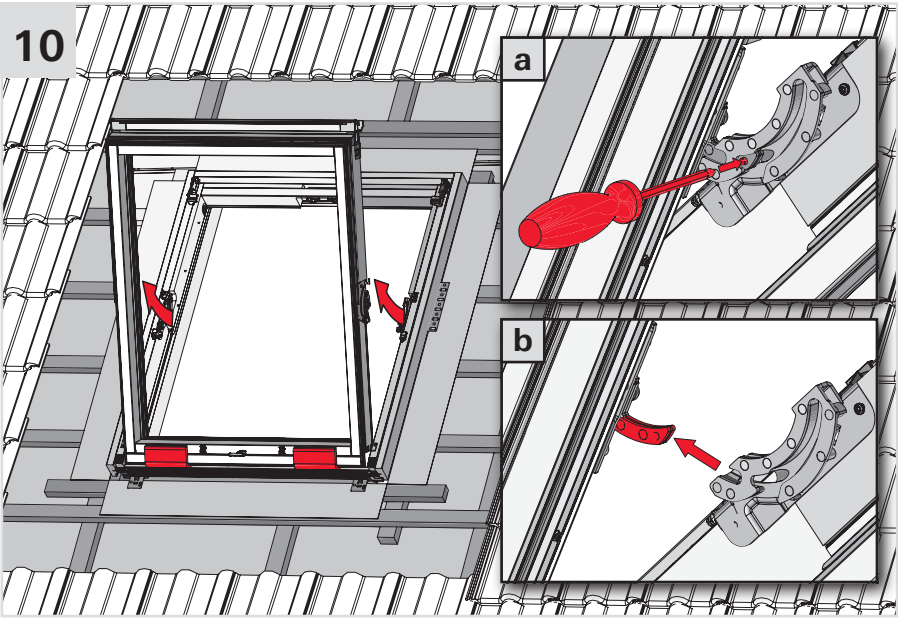
10
a
b

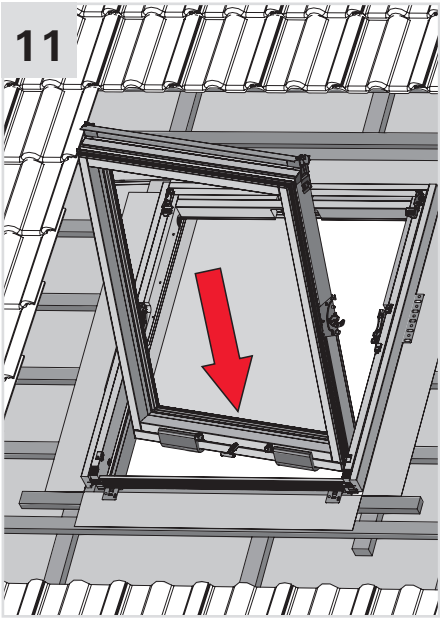
11

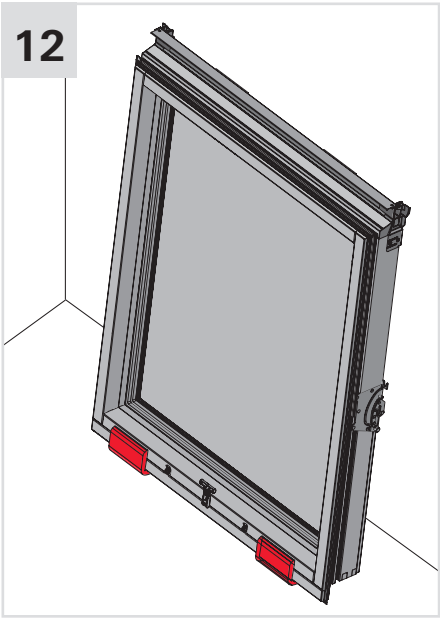
12

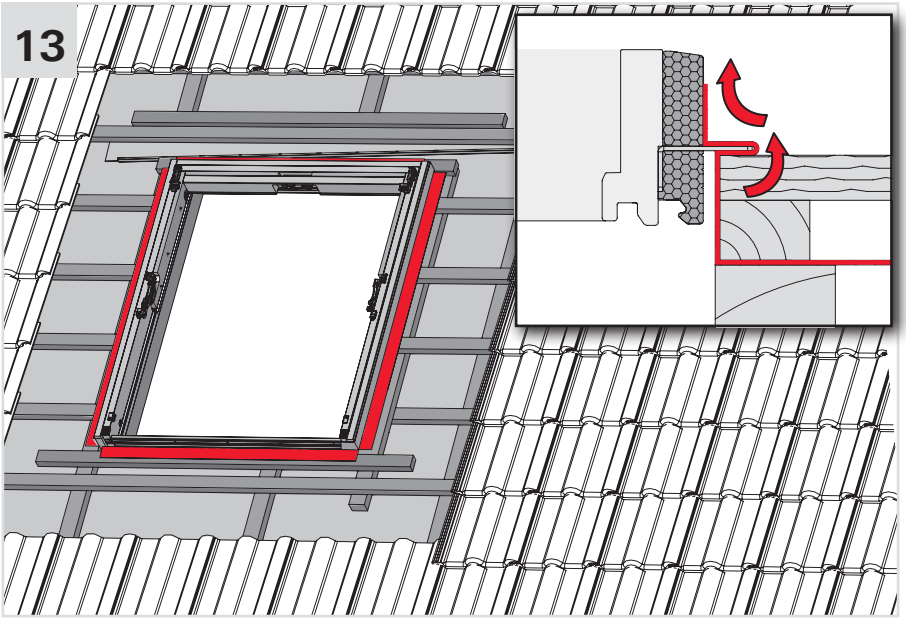
13

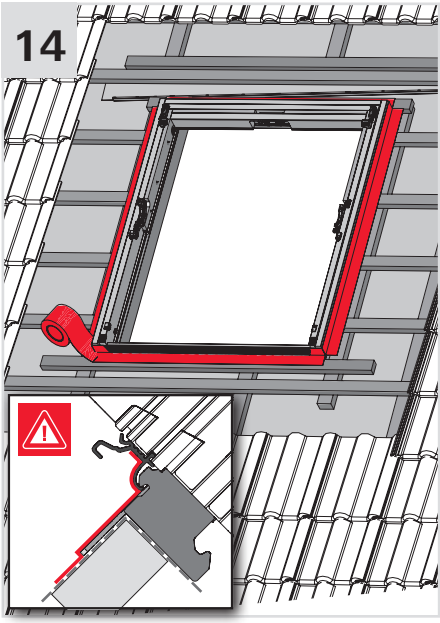
14

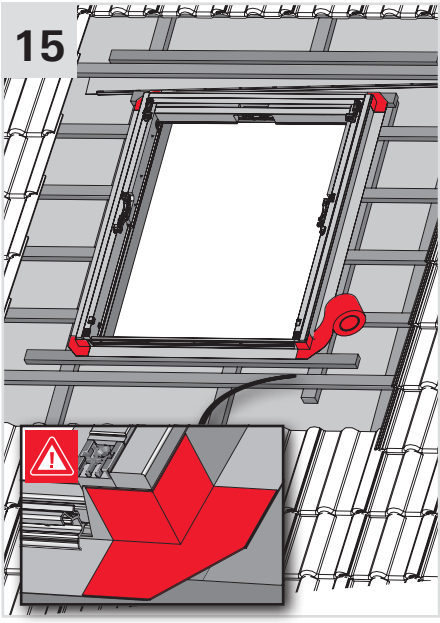
15

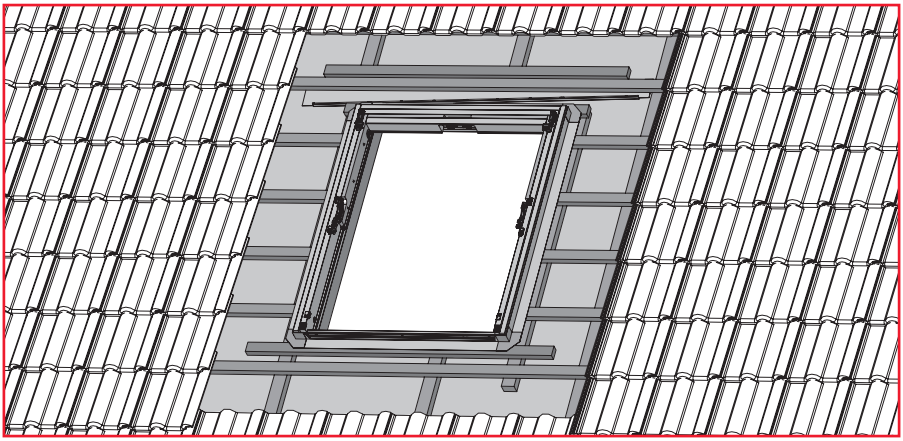

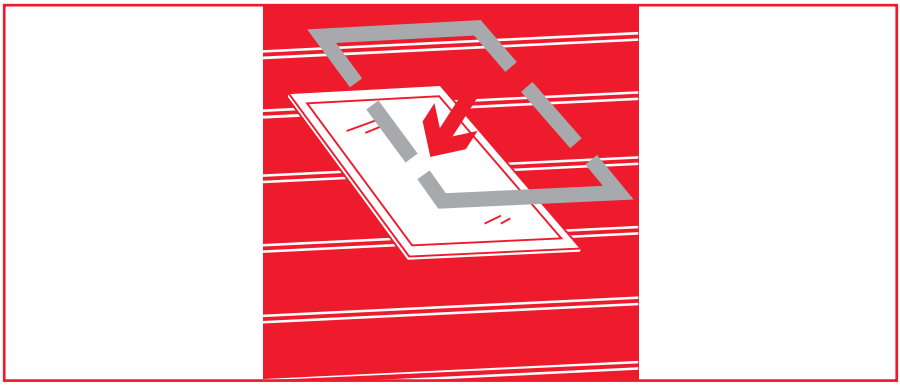

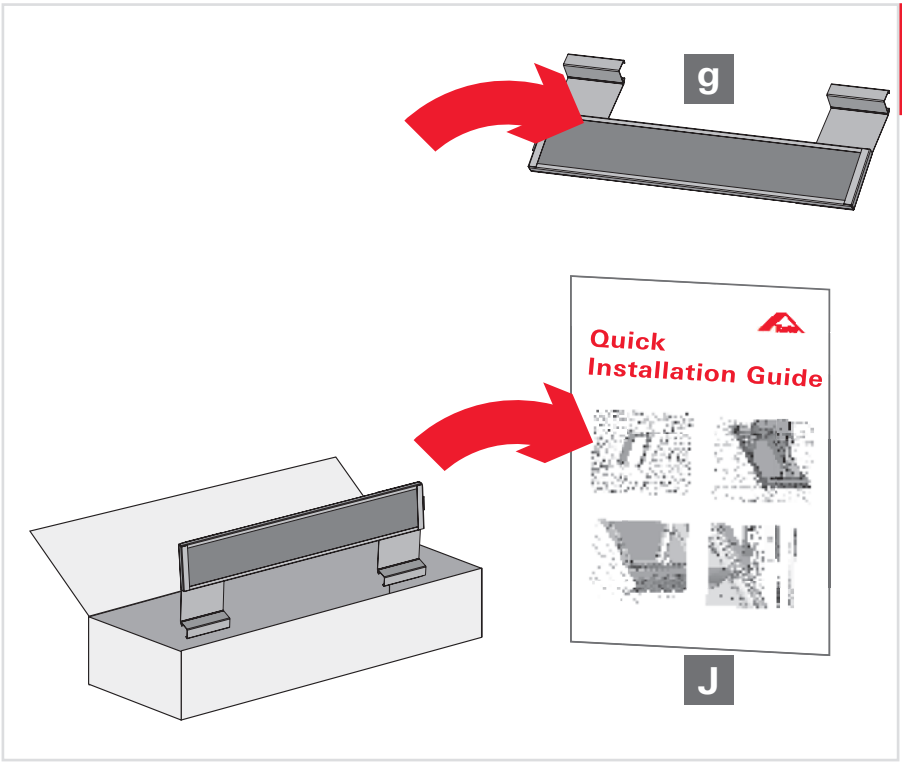

QT4 S

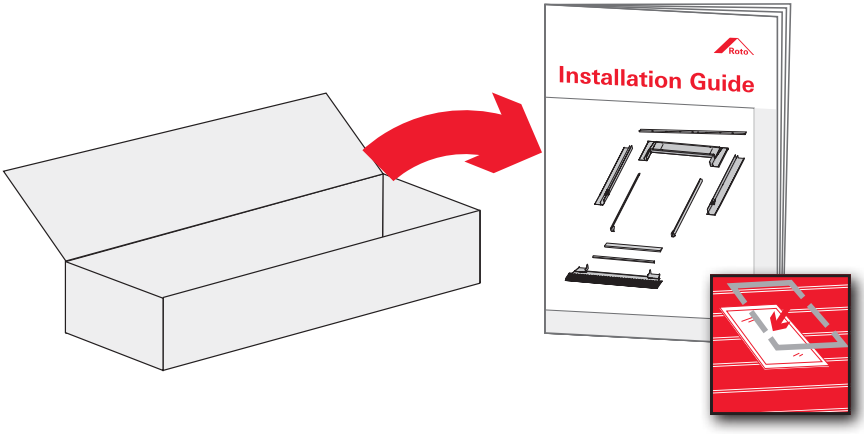

EDW, EDU, EDS, EDL EDB, EDP EDM, EDX, MSB, EDW V20, EDL V20 EDN, EDJ	1x2 2x1 2x2	MDA MAR MSA



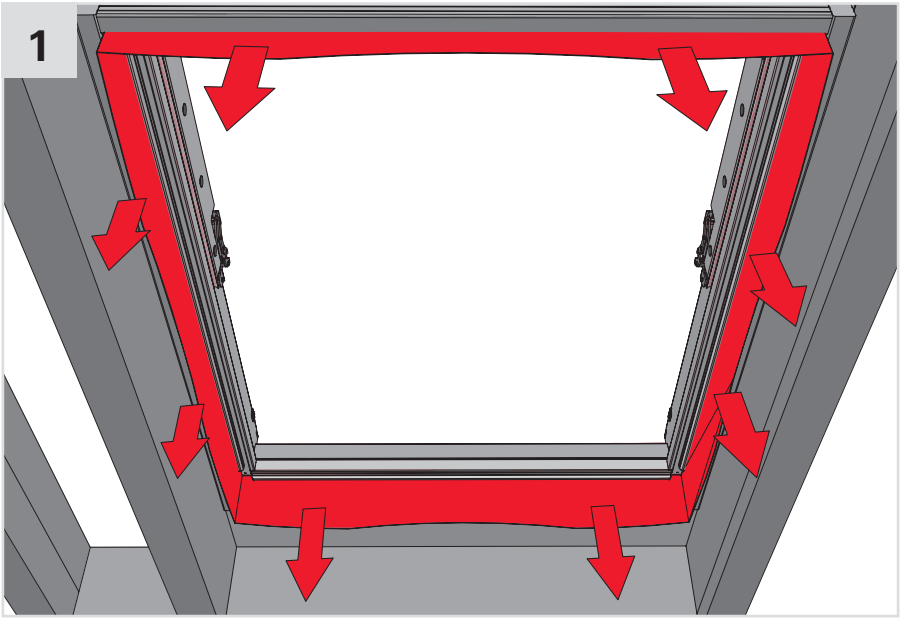
1

2

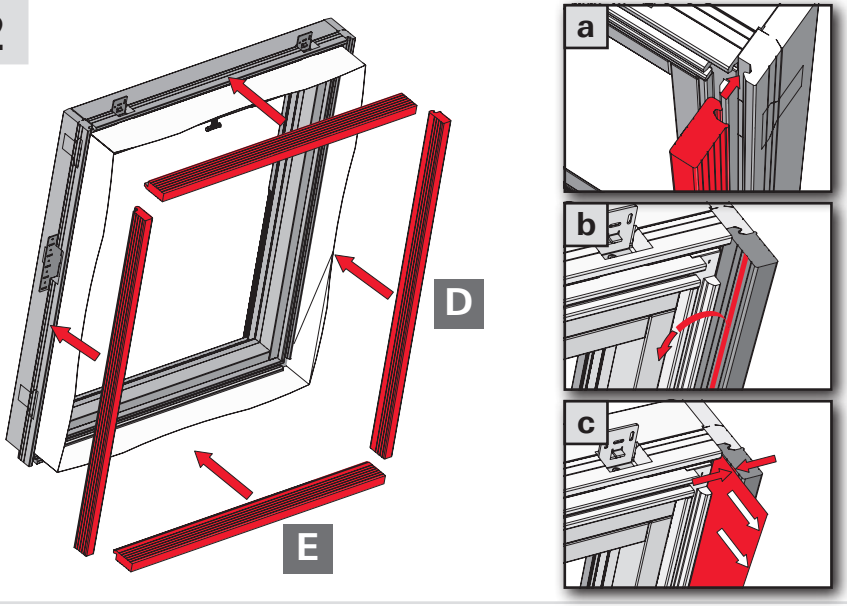

3

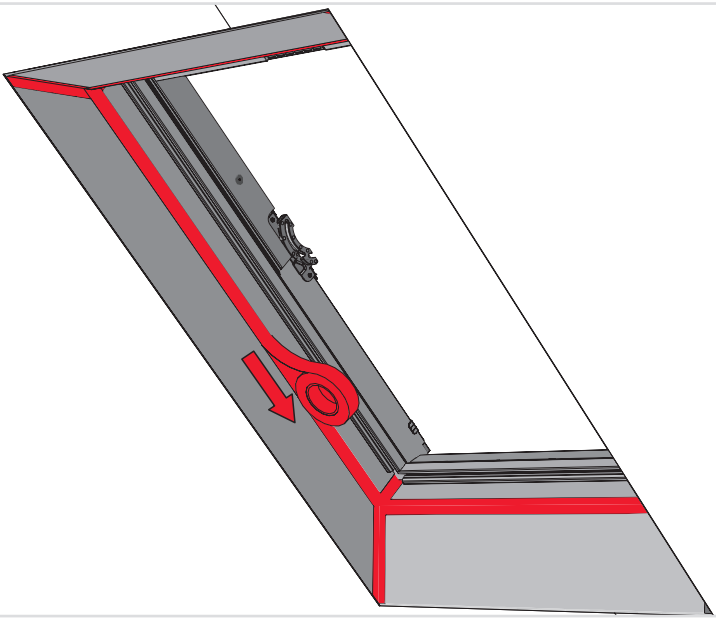


4

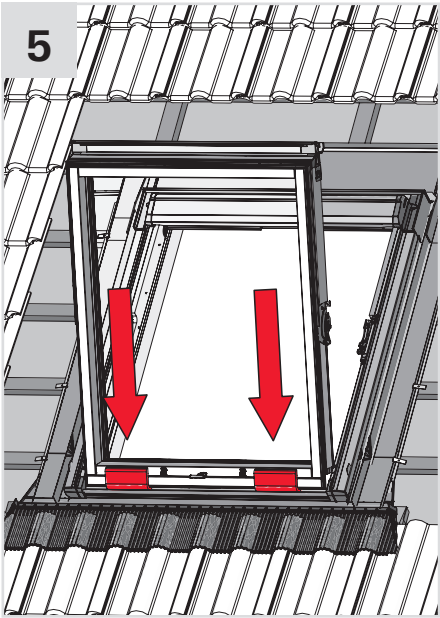
5

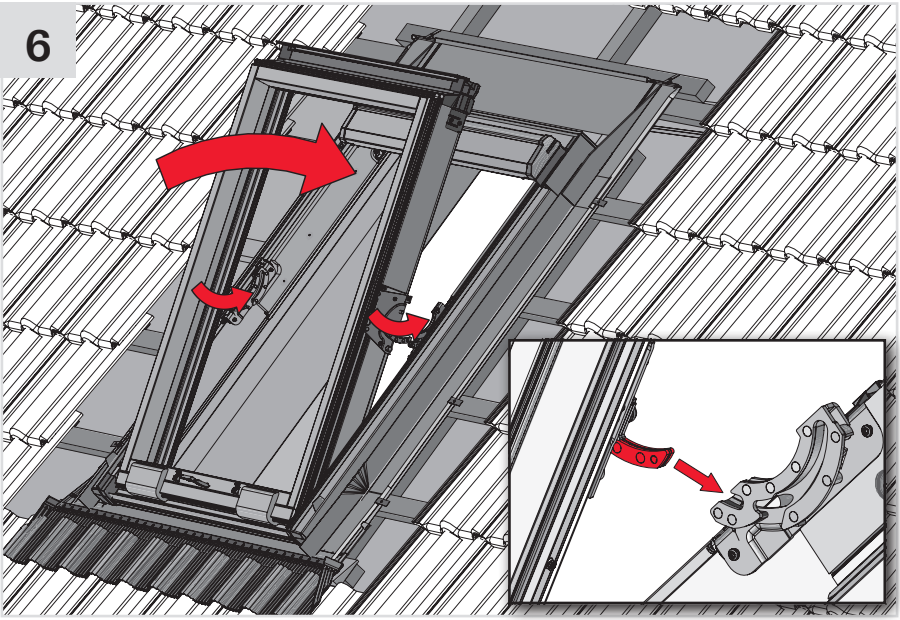
6

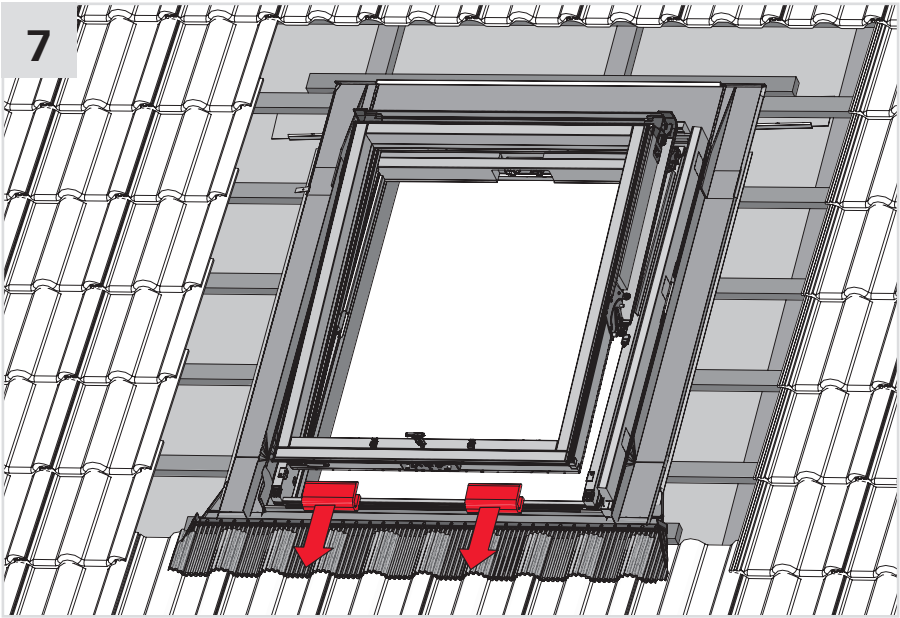
7

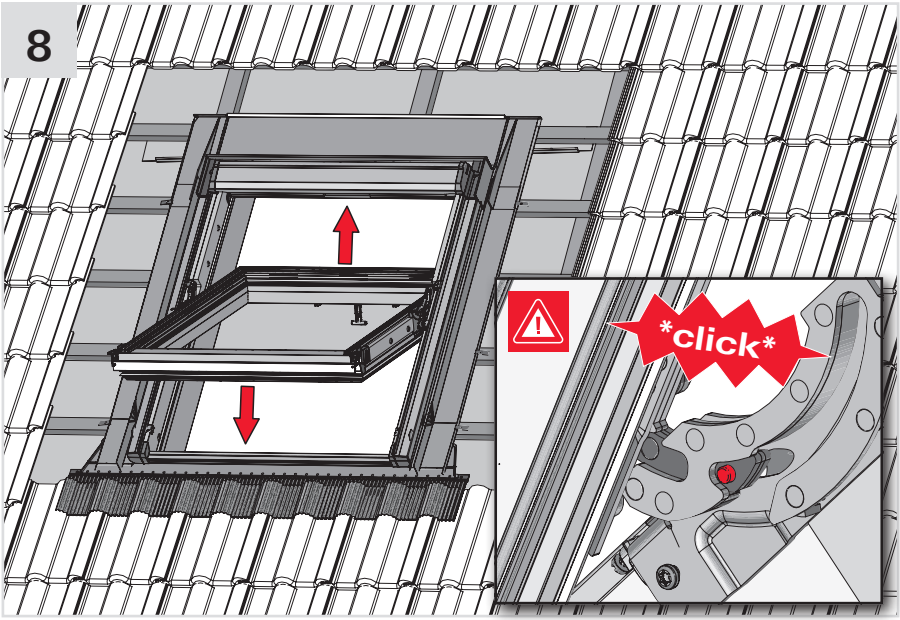
8
click

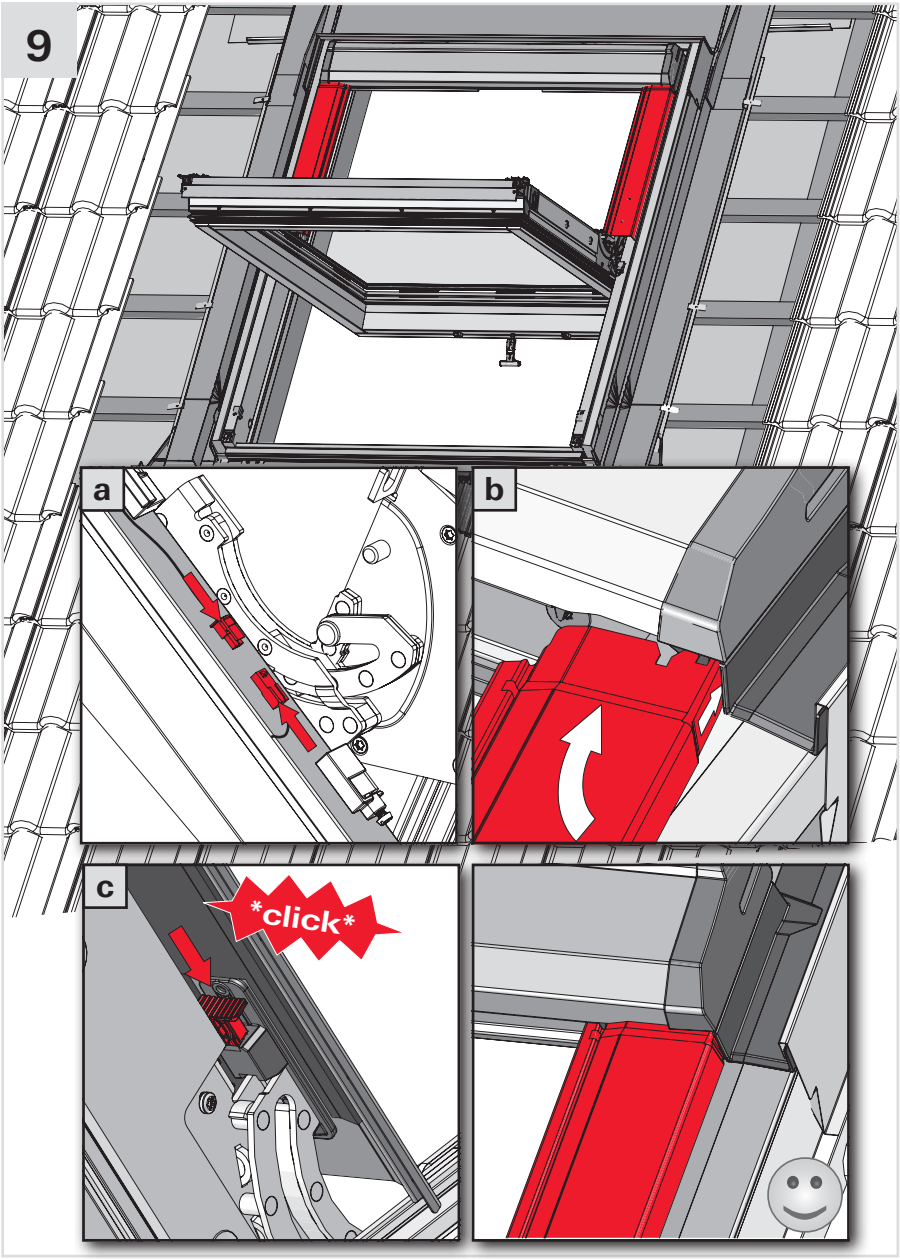
9
a
b
c
click

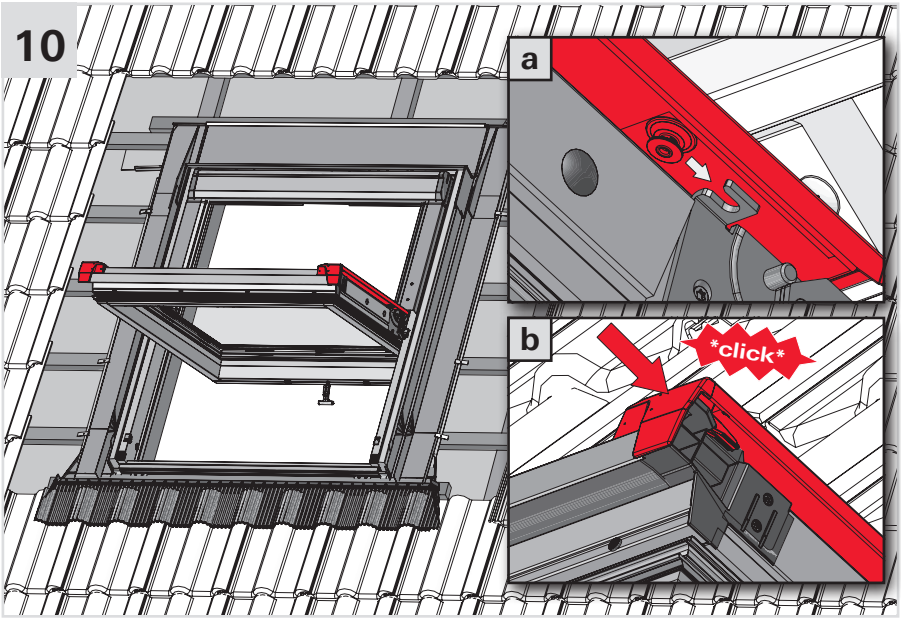
10
a
b
click



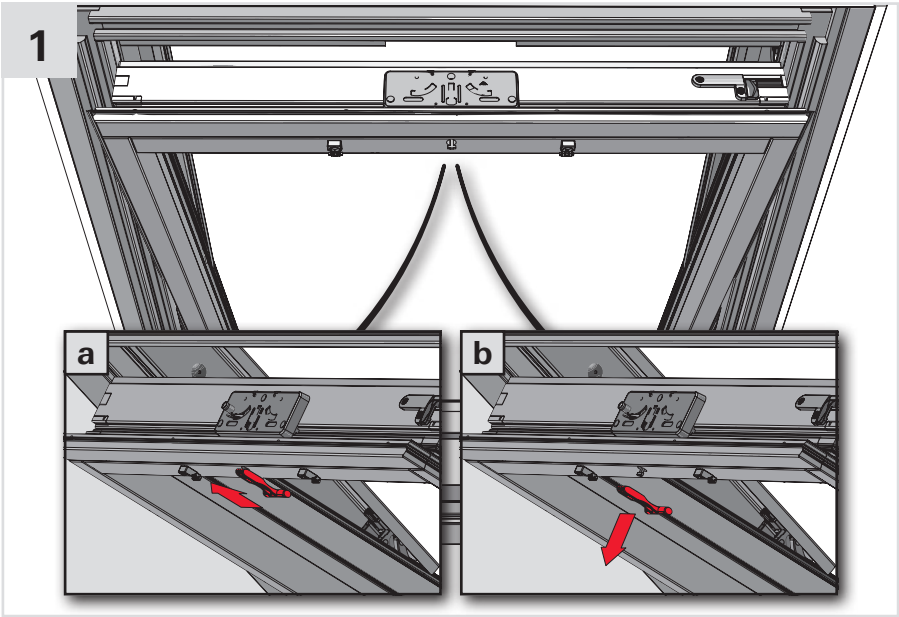
1
a
b

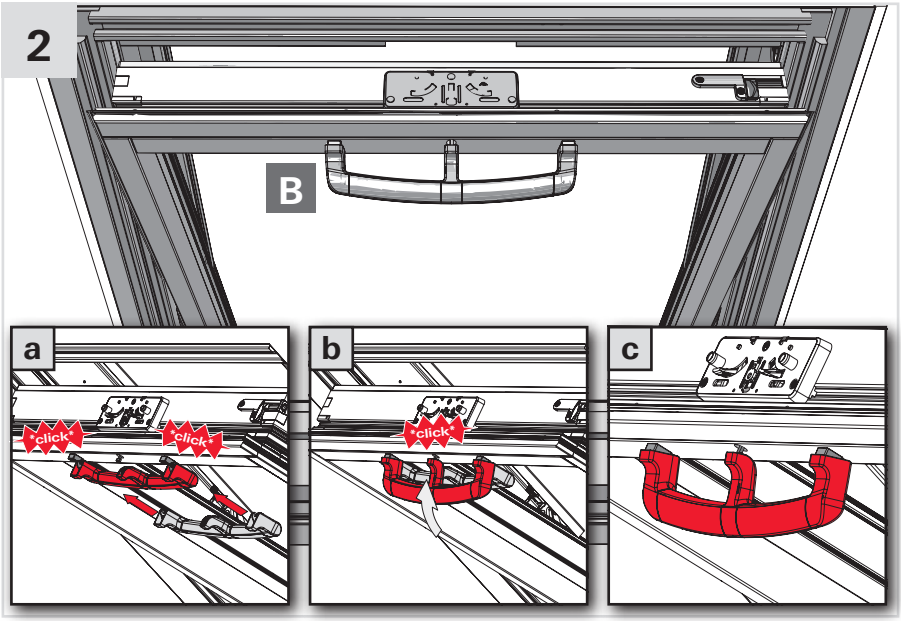
2
B
a
b
c
click
click
click





QT4 F QT4 S

QT4 E

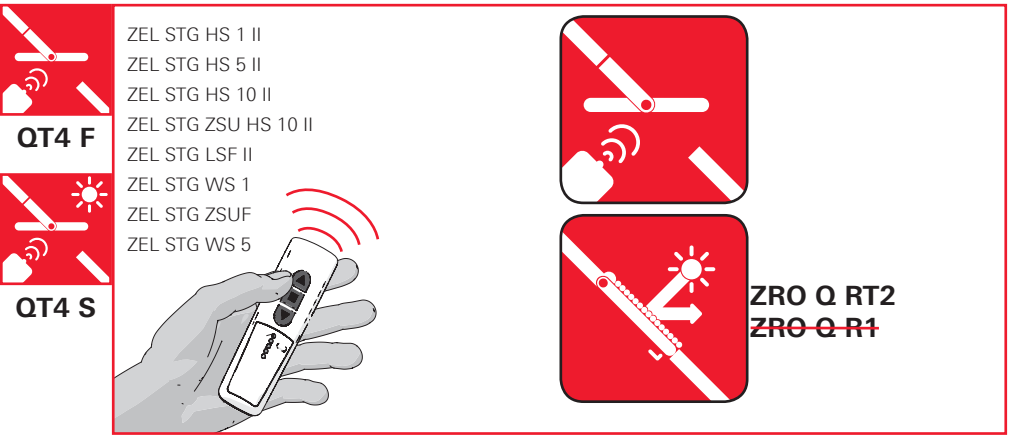

ZRO Q RT2

ZRO Q R1

QT4 F

QT4 S



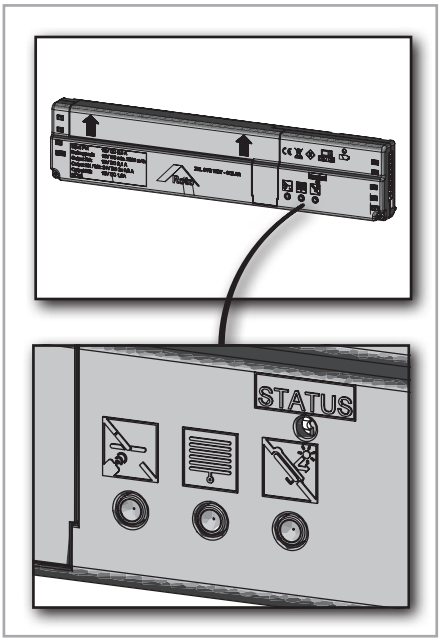

QT4 F

QT4 S



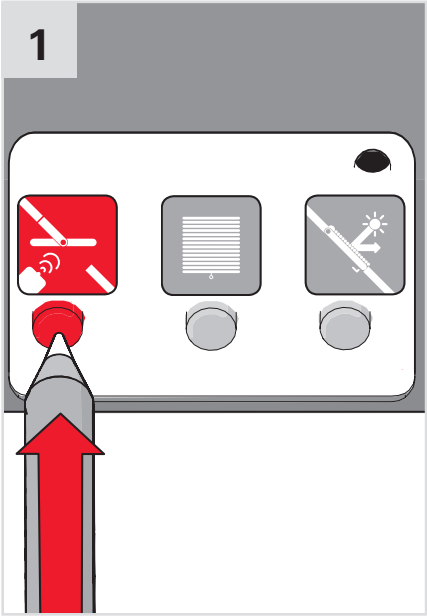

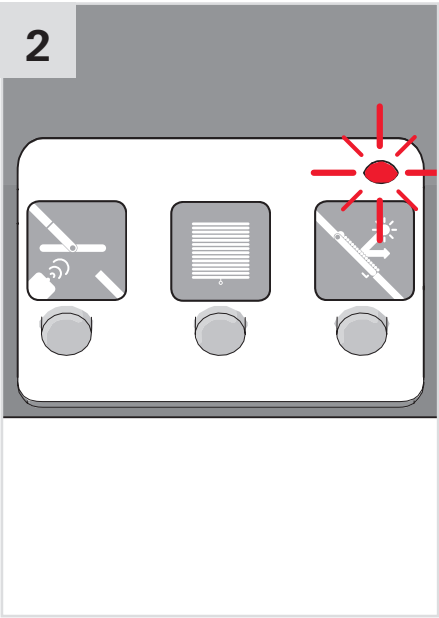

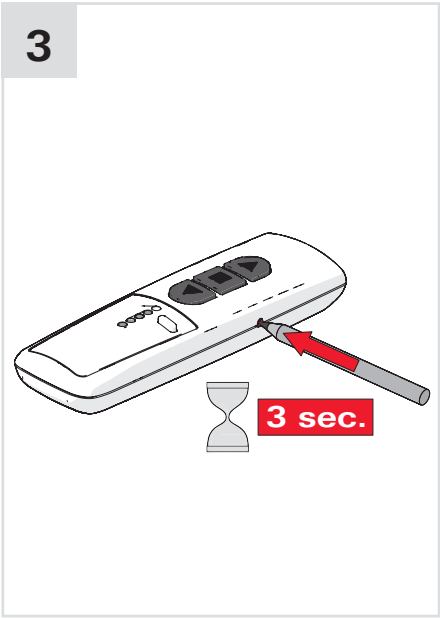


4
flip

QT4 F

QT4 S



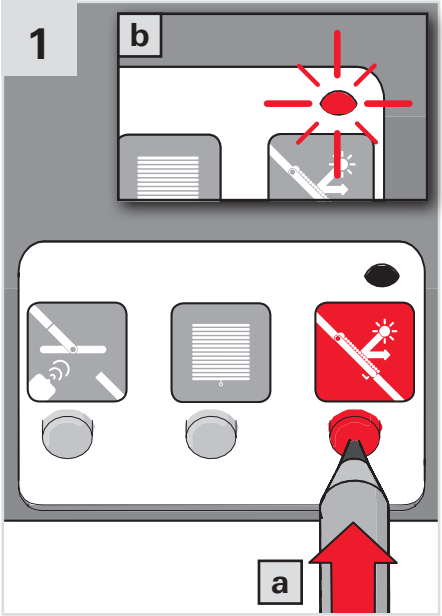

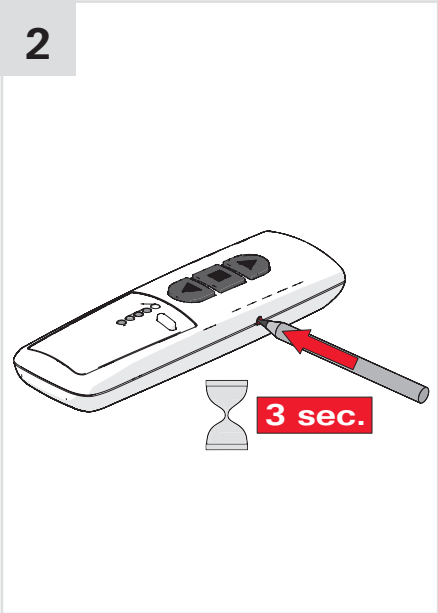



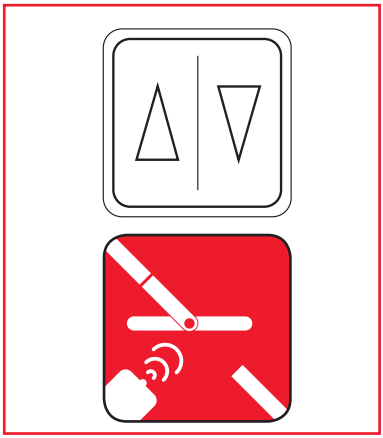



QT4 E

1

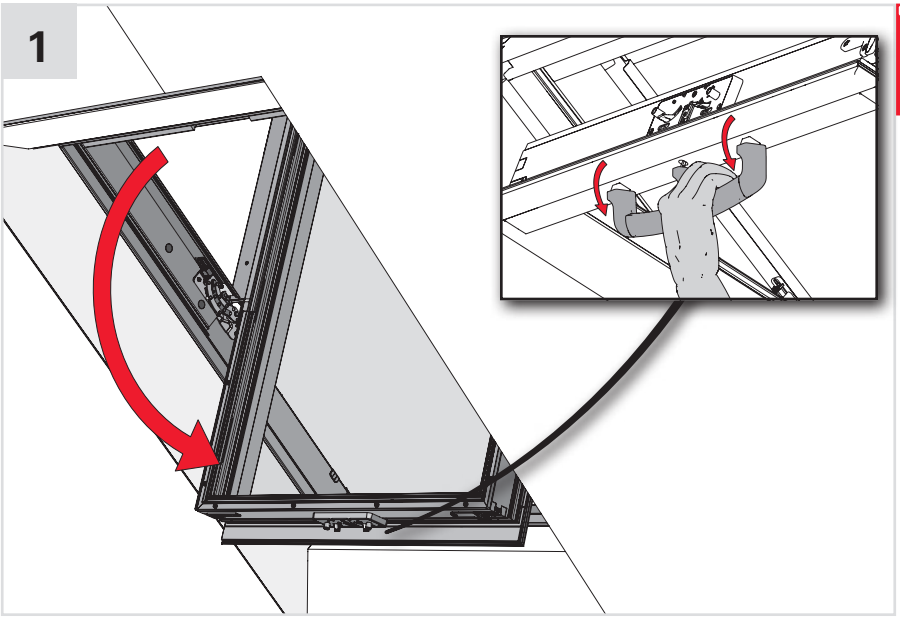

QT4 E

QT4 E

2

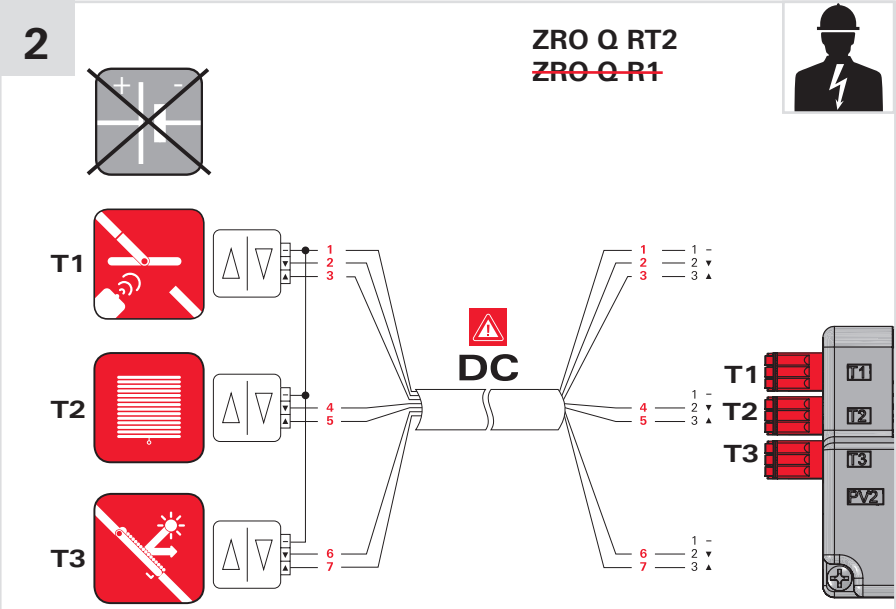

	1	2	3	4	5	6	7
DE	blau	weiß	braun	grün	gelb	grau	pink
EN	blue	white	brown	green	yellow	grey	pink
FR	bleu	blanc	brun	vert	jaune	gris	rose
NL	blauw	wit	bruin	groen	geel	grijs	roze
IT	Blu	Bianco	Marrone	Verde	Giallo	Grigio	Rosa
ES	azul	blanco	marrón	verde	amarillo	gris	rosa
PT	azul	branco	castanho	verde	amarelo	cinzento	cor-de-rosa
PL	niebieski	biały	brązowy	zielony	żółty	szary	różowy
CZ	modrý	bílý	hnědý	zelený	žlutý	šedý	růžový
SK	modrý	biely	hnedý	zelený	žltý	šedý	ružový
SI	modra	bela	rjava	zelena	rumena	siva	roza
RU	голубой	белый	коричневый	зелёный	жёлтый	серый	розовый
GR	Μπλε	Λευκό	Καφέ	Πράσινο	Κίτρινο	Γκρί	Ρόζ
EE	sinine	valge	pruun	roheline	kollane	hall	roosa
LV	zils	balts	brūns	zaļš	dzeltens	pelēks	sārts
LT	Žydra	balta	ruda	žalia	geltona	pilka	rožinė
RO	albastru	alb	maro	verde	galben	gri	roz
HU	kék	fehér	barna	zöld	sárga	szürke	rózsaszín
HR	plava	bijela	smeđa	zelena	žuta	siva	ružičasta
BG	син	бял	кафяв	зелен	жълт	сив	розов

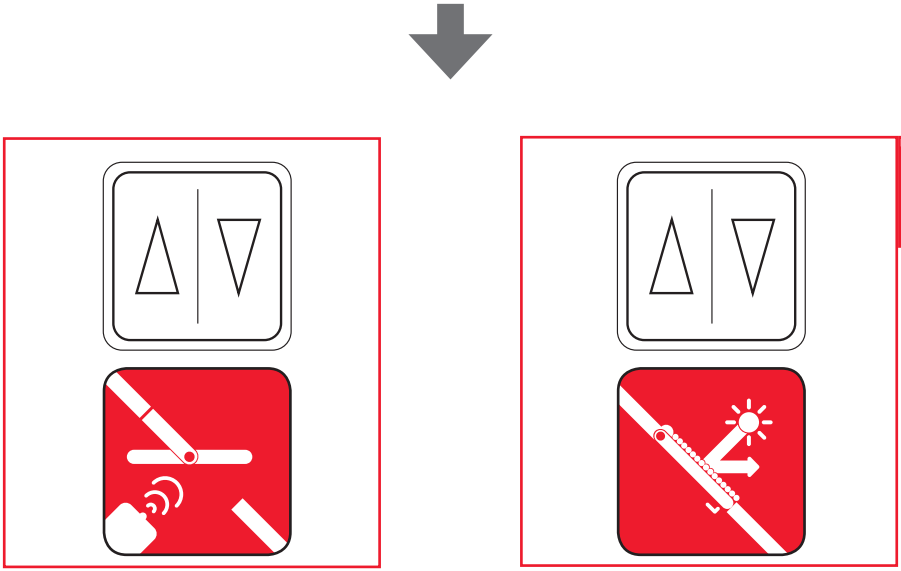

QT4 E

SOS

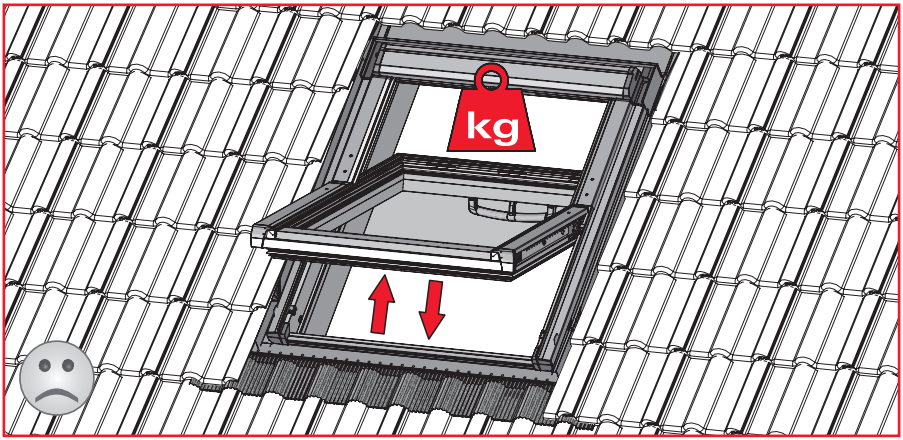
kg

1

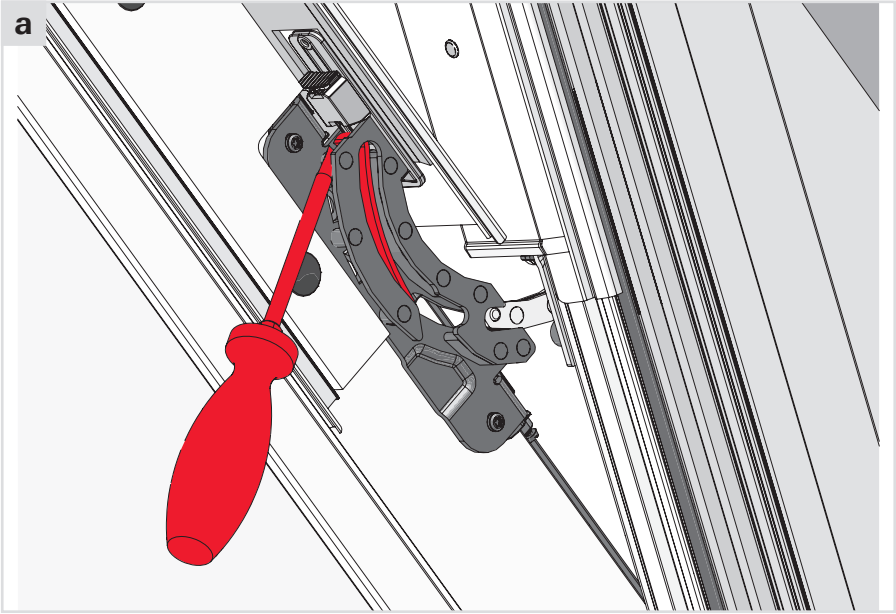
a

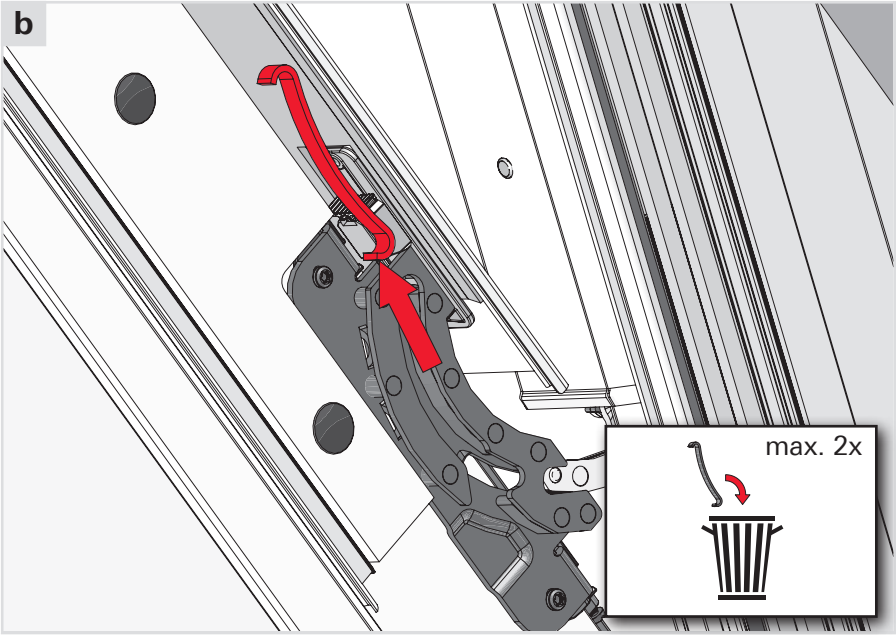
b
max. 2x



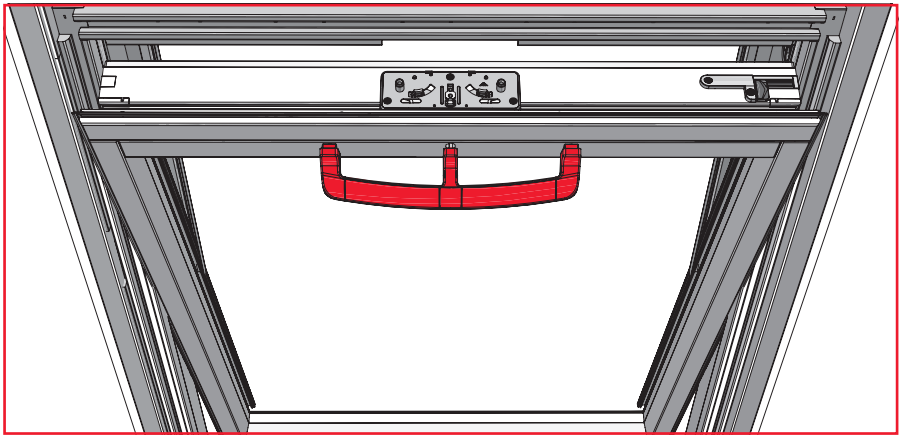

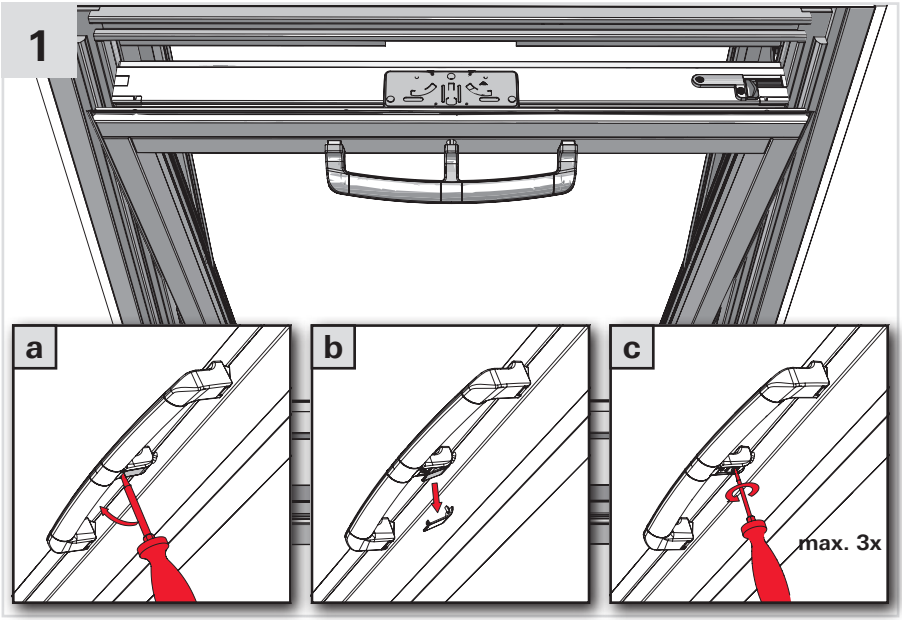
1
a
b
c
max. 3x

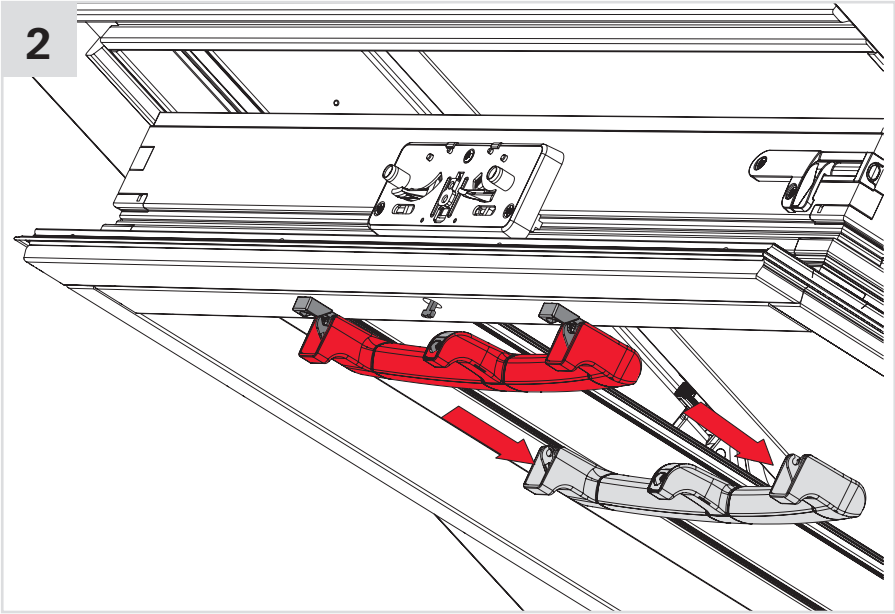
2

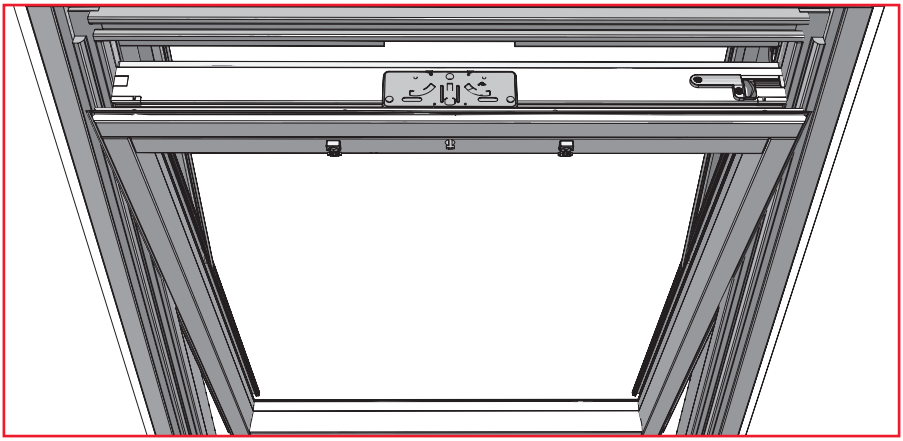

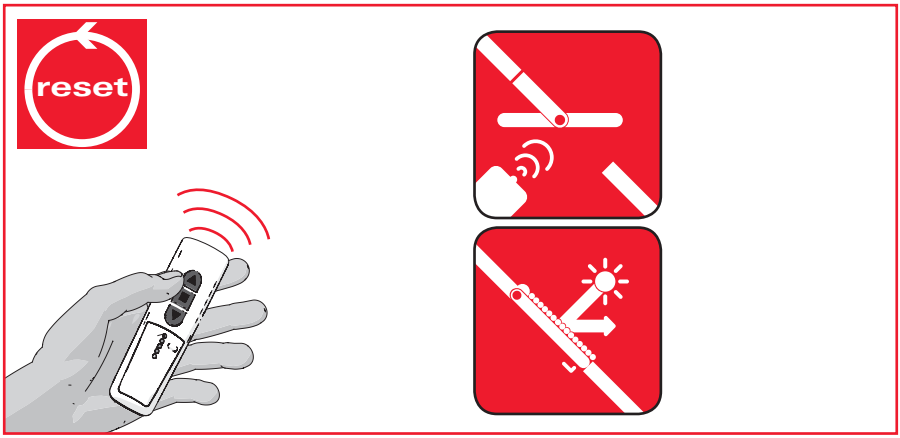

Designo ZRO Q

RotoQ ZRO Q

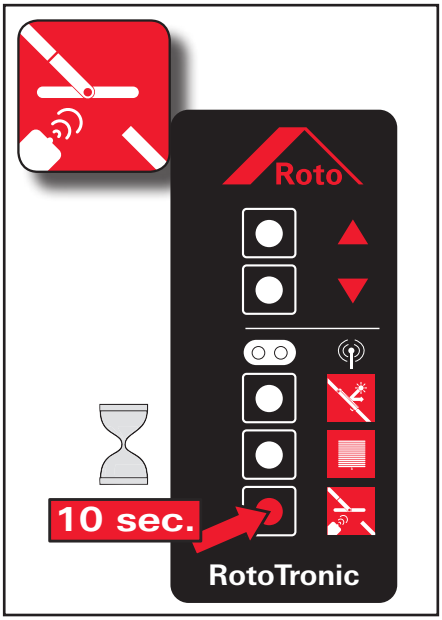
Roto
10 sec.
RotoTronic

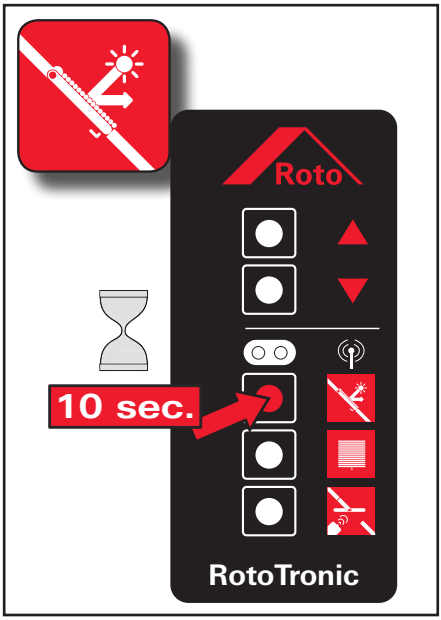
Roto
10 sec.
RotoTronic

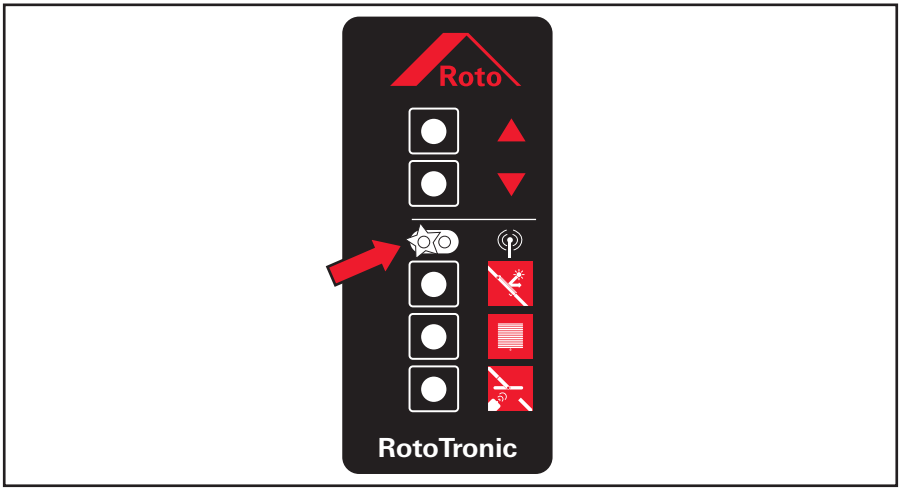
Roto
RotoTronic

QT4 E +F

Technische Daten / Technical data / Caractéristiques techniques / Technical data / Dati tecnici / Technické údaje / Tehnilised andmed / Datos técnicos / Τεχνικά χαρακτηριστικά / Tehnički podaci / Műszaki adatok / Techniniai duomenys / Tehnisie dati / Dane techniczne / Dados técnicos / Date tehnice / Технические характеристики / Technické údaje / Tehnični podatki

DE Technische Daten Steuerung
Nennspannung: 230 – 240 V AC / 50 – 60 Hz
Nennausgangsspannung M3: 230 – 230 V AC / 50 – 60 Hz
Zulässiger Ausgangsstrom M3: 1,5 A
Nennausgangsspannung M1, M2: 24 V DC
Zulässiger Ausgangsstrom M1, M2: je 0,5 A
Schutzart: IP 20
Betriebsklima: 0 bis +70 °C max. 70% rel. H
Technische Daten Antrieb
Druckkraft (max.): 300 N
Zugkraft (max.): 300 N
Laufzeit: 20s/ 100mm
Schutzart: IP 50
Versorgung: 24 V DC / 0,5 A

(AC= Wechselspannung)
(DC= Gleichspannung)
(rel. H= relative Luftfeuchtigkeit)

EN Technical data Controller
Nominal input voltages: 230 – 240 V AC / 50 – 60 Hz
Nominal output voltage M3: 230 – 230 V AC / 50 -60 Hz
Permissible output current M3: 1.5 A
Nominal output voltage M1, M2: 24 V DC
Permissible output current M1, M2: 0.5 A each
Index of Protection: IP 20
Operating ambient conditions: 0 to +70°C max. 70% rel. H
Technical data Drive
Opening force (max.): 300 N
Closing force (max.): 300 N
Running time: 20 s / 100 mm
Index of Protection: IP 50
Power supply: 24 V DC / 0.5 A

(AC= Alternating Current)
(DC= Direct Current)
(rel. H= relative atmospheric Humidity)

FR Caractéristiques techniques: Commande
Tension nominale d'entrée : 230 – 240 V AC / 50 – 60 Hz
Tension nominale de sortie M3 : 230 – 230 V AC / 50 – 60 Hz
Courant de sortie admissible M3 : 1,5 A
Tension nominale de sortie M1, M2 : 24 V DC
Courant de sortie admissible M1, M2 : 0,5 A chacune
Type de protection : IP 20
Climat de service : de 0 à +70 °C max. 70 % rel. H
Caractéristiques techniques: Motorisation
Force de pression (max.) : 300 N
Force de traction (max.) : 300 N
Temps de fonctionnement : 20 s/100 mm
Type de protection : IP 50
Alimentation : 24 V DC/0,5 A

AC= Tension alternative)
(DC= Tension continue)
(rel. H= Humidité relative de l'air)

NL Technical data: Besturing
Nom. ingangsspanning: 230 – 240 V AC / 50 – 60 Hz
Nom. uitgangsspanning M3: 230 – 230 V AC / 50 – 60 Hz
Toegestane uitgangsstroom M3: 1,5 A
Nom. uitgangsspanning M1, M2: 24 V DC
Toegestane uitgangsstroom M1, M2: elk 0,5 A
Beschermingsgraad: IP 20
Werkomgeving: 0 tot +70°C max. 70% rel. vochtigh.
Technical data: Aandrijving
Drukkracht (max.): 300 N
Trekkracht (max.): 300 N
Looptijd: 20 s / 100 mm
Beschermingsgraad: IP 50
Voeding: 24V DC/0,5A

(AC= wisselspanning)
(DC= gelijkspanning)
(rel. H= relatieve vochtigheid)

IT Dati tecnici: Controllore
Valore nominale tensione in entrata: 230 – 240 V AC / 50 - 60 Hz
Valore tensione in uscita M3: 230 – 230 V AC / 50 – 60 Hz
Corrente permessa in uscita M3: 1,5 A
Valore tensione in uscita M1, M2: 24 V DC
Corrente permessa in uscita M1, M2: je 0,5 A
Modo di protezione: IP 20
Clima d'utilizzo: da 0 fino a +70°C max. 70%, rel. H
Dati tecnici: Azionamento
Forza di compressione (max.): 300 N
Forza di trazione (max.): 300 N
Durata: 20 s / 100 mm
Modo di protezione: IP 50
Alimentazione: 24 V DC / 0,5 A

(AC = Tensione alternata/di scambio)
(DC = Tensione continua)
(Rel. H = relativa umidità atmosferica)

CZ Technické údaje: Řízení
Jmenovité vstupní napětí: 230 – 240 V AC / 50 – 60 Hz
Jmenovité výstupní napětí M3: 230 – 230 V AC / 50 – 60 Hz
Přípustný výstupní proud M3: 1,5 A
Jmenovité výstupní napětí M1, M2: 24 V DC
Přípustný výstupní proud M1, M2: á 0,5 A
Druh ochrany: IP 20
provozní podmínky: od 0 do +70°C max. 70% rel. vlhkost.
Technické údaje: Pohon
Tlaková síla (max.): 300 N
Tažná síla (max.): 300 N
Doba chodu: 20 s / 100 mm
Druh ochrany: IP 50
Zásobování: 24 V DC / 0,5 A

(AC = Střídavý proud)
(DC = Stejnosměrný proud)atmósfera)

EE Tehnilised andmed: Juhtsüsteem
Pealetulev nominaalpinge: 230 – 240 V AC / 50 – 60 Hz
Väljuv nominaalpinge M3: 230 – 230 V AC / 50 – 60 Hz
Lubatud M3 väljundvool: 1,5A
Väljuv nominaalpinge M1, M2: 24 V DC
Lubatud M1, M2 väljundvool: kummalegi 0,5A
Kaitseklass: IP 20
Kasutustingimused: 0 kuni +70°C max. 70% rel. H
Tehnilised andmed: Ajam
Survejõud (max): 300 N
Tõmbejõud (max): 300 N
Tööaeg: 20 s / 100 mm
Kaitseklass: IP 50
Toide: 24 V DC / 0,5 A

(AC= vahelduvvool)
(DC= alalisvool)
(rel. H= suhteline õhuniiskus)

ES Datos técnicos: Mando
Tensión nominal de entrada: 230 – 240 V CA/ 50 – 60 Hz
Tensión nominal de salida M3: 230 – 230 V CA/ 50 – -60 Hz
Corriente de salida permitida M3: 1,5 A
Tensión nominal de salida M1, M2: 24 V CC
Corriente de salida permitida M1, M2: 0,5 A, respectivamente
Tipo de protección: IP 20
Condiciones del entorno para el funcionamiento: 0 a +70°C máx. 70% humedad rel.
Datos técnicos: Accionamiento
Fuerza de presión (máx.): 300 N
Fuerza de tracción (máx.): 300 N
Tiempo de funcionamiento: 20 s / 100 mm
Tipo de protección: IP 50
Alimentación: 24V CC / 0,5 A
(AC= tensión alterna)
(DC= tensión continua)
(rel. H= humedad relativa de la atmósfera)

GR Τεχνικά χαρακτηριστικά Μονάδα ελέγχου
Ονομαστική τάση εισόδου: 230 – 240 V AC / 50 – 60 Hz
Ονομαστική τάση εξόδου M3: 230 – 230 V AC / 50 -60 Hz
Επιτρεπτό ρεύμα εξόδου M3: 1,5 A
Ονομαστική τάση εξόδου M1, M2: 24 V DC
Επιτρεπτό ρεύμα εξόδου M1, M2: από 0,5 A
Βαθμός προστασίας: IP 40
Συνθήκες λειτουργίας: 0 έως +70°C μέγ. 70% σχετική υγρασία αέρα
Τεχνικά χαρακτηριστικά Κινητήρας
Δύναμη πίεσης (μέγ.): 300 N
Δύναμη εφελκισμού (μέγ.): 300 N
Χρόνος λειτουργίας: 20 s / 100 mm
Βαθμός προστασίας: IP 50
Τροφοδοσία: 24 V DC / 0,5 A

HR Tehnički podaci: Upravljanje
Nazivni ulazni napon: 230 – 240 V AC / 50 – 60 Hz
Nazivni izlazni napon M3: 230 – 230 V AC / 50 – 60 Hz
Dopuštena izlazna struja M3: 1,5 A
Nazivni izlazni napon M1, M2: 24 V DC
Dopuštena izlazna struja M1, M2: je 0,5 A
Vrsta zaštite: IP 40
Radna klima: 0 bis +70°C max. 70% rel. H
Tehnički podaci: Pogon
Sila pritiska (maks.): 300 N
Vučna sila (maks.): 300 N
Vrijeme rada: 20 s / 100 mm
Vrsta zaštite: IP 50
Napajanje: 24 V DC / 0,5 A

(AC= Izmjenična struja)
(DC= Istosmjerna struja)
(rel. H= relativna vlažnost zraka)

HU Műszaki adatok: Vezérlés
Névleges bemeneti feszültség: 230 – 240 V AC / 50 – 60 Hz
Névleges kimeneti feszültség M3: 230 – 230 V AC / 50 – 60 Hz
Engedélyezett kimenő áramerősség M3: 1,5 A
Névleges kimeneti feszültség M1,M2: 24 V DC
Engedélyezett kimenő áramerősség M1, M2: egységenként 0,5 A
Védelmi osztály: IP 20
Üzemi hőmérséklet: 0-tól +70°C-ig max. 70%-os relatív páratartalom mellett
Műszaki adatok: Motor
Nyomóerő (max.): 300 N
Húzóerő (max.): 300 N
Futási idő: 20 s / 100 mm
Védelmi osztály: IP 50
Áramellátás: 24 V DC / 0,5 A

(AC = váltóáram)
(DC = egyenáram)

LT Techniniai duomenys: Valdymas
Nominali įeinanti įtampa: 230 - 240 V AC / 50 – 60 Hz
Nominali išėjimo įtampa M3: 230 – 230 V AC / 50 -60 Hz
Leidžiama srovė M3: 1,5 A
Nominali išėjimo įtampa M1, M2: 24 V DC
Leidžiama išeinamoji srovė M1, M2: 0,5 A (kiekviena)
Apsaugos tipas: IP 20
Temperatūros ribos: nuo 0 iki +70°C
maksimali leidžiama drėgmė: 70%
Techniniai duomenys: Pavara
Slėgio jėga (maks.): 300 N
Tempimo jėga (maks.): 300 N
Eigos laikas: 20 s / 100 mm
Apsaugos tipas: IP 50
Maitinimas: 24 V DC / 0,5 A

(AC= kintama įtampa)
(DC= nuolatinė įtampa)

LV Tehnisie dati: Vadības sistēma
Nominālais ieejas spriegums : 230 – 240 V AC / 50 – 60 Hz
Nominālais izejas spriegums M3: 230 – 230 V AC / 50 -60 Hz
Pieļaujamā izejas strāva M3: 1,5 A
Nominālā izejas strāva M1, M2: 24 V DC
Pieļaujamā izejas strāva M1, M2: je 0,5 A
Aizsardzība: IP 20
Darbības klimats: 0 līdz +70°C maks. 70% rel. H
Tehnisie dati: Piedziņa
Spiedes spēks (maks.): 300 N
Vilces spēks (maks.): 300 N
Darbības laiks: 20 s / 100 mm
Aizsardzība: IP 50
Spriegums: 24 V DC / 0,5 A

(AC= maiņstrāva)
(DC= līdzstrāva)
(rel. H= relatīvais gaisa mitrums)

PL Dane techniczne: Sterownik
Napięcie znamionowe wejścia: 230 – 240 V AC / 50 – 60 Hz
Napięcie znamionowe wyjścia M3: 230 – 230 VAC / 50 – 60 Hz
Dopuszczalne natężenie wyjścia M3: 1,5 A
Napięcie znamionowe wyjścia M1, M2: 24 V DC
Dopuszczalne natężenie wyjścia M1, M2: 0,5 A (każde)
Rodzaj ochrony: IP 20
Zakres temperatur: 0 do +70°C 70% maks. względna wilgotność powietrza
Dane techniczne: Napęd
Siła nacisku (max.): 300 N
Siła ciągu (max.): 300 N
Czas cyklu pracy: 20 s / 100 mm
Rodzaj ochrony: IP 50
Zasilanie: 24 V DC / 0,5 A

(AC= napięcie przemienne)
(DC= napięcie stałe)

PT Dados técnicos: Comando
Tensão nominal de entrada: 230 – 240 V CA / 50 – 60 Hz
Tensão nominal de saída M3: 230 – 230 V CA / 50 – 60 Hz
Corrente de saída admissível M3: 1,5 A
Tensão nominal de saída M1, M2: 24 V CC
Corrente de saída admissível M1, M2: cada 0,5 A
Grau de protecção: IP 20
Ambiente de trabalho: 0 até +70 ºC máx. 70 % H. rel.
Dados técnicos: Automatismo
Força de compressão (máx.): 300 N
Força de tracção (máx.): 300 N
Tempo de abertura: 20 s / 100 mm
Grau de protecção: IP 50
Alimentação eléctrica: 24 V DC / 0,5 A

(CA= Corrente alternada)
(CC= Corrente contínua)
(H. rel. = humidade relativa)

RO Date tehnice : Comanda
Tensiune intrare: 230 – 240 V AC / 50 – 60 Hz
Tensiune de lucru M3: 230 – 240 V AC / 50 – 60 Hz
Intensitate curent M3: 1,5 A
Tensiune de lucru M1, M2: 24 V DC
Intensitate curent M1, M2: cate 0,5 A fiecare
Clasa de protectie: IP 40
Temperaturi de lucru: între 0 si 70 oC, umiditate relativă maxim 70 %
Date tehnice : Acţionarea
Forţa de presiune (max.): 300 N
Forţa de tracţiune (max.): 300 N
Perioada de funcţionare: 20 s / 100 mm
Clasa de protectie: IP 50
Alimentarea: 24 V DC / 0,5 A

(AC = Curent alternativ)
(DC = curent continuu)

RU Технические характеристики: Система управления
Номинальное напряжение на входе: 230-240 В AC/ 50-60 Гц
Номинальное напряжение на выходе M3: 230-240 В AC/ 50-60 Гц
Допускаемая сила тока M3: 1,5 A
Номинальное напряжение на выходе M1, M2: 24 В DC
Допускаемая сила тока на выходе M1, M2: 0,5 A (каждая)
Вид защиты: IP 20
Пределы температуры окружающей среды: от 0° до +70°C
Макс. относительная влажность: 70%
Технические характеристики: Привод
Прижимное усилие (макс.): 300 Н
Тяговое усилие (макс.): 300 Н
Время работы: 20 с / 100 мм
Вид защиты: IP 50
Питание: 24В пост.т. / 0,5 A

(AC – переменное напряжение)
(DC – постоянное напряжение)

SK Technické údaje: Riadiaci systém
Menovité vstupné napätie: 230 – 240 V AC / 50 – 60 Hz
Menovité výstupné napätie M3: 230 – 230 V AC / 50 – 60 Hz
Prípustný výstupný prúd M3: 1,5 A
Menovité výstupné napätie M1, M2: 24 V DC
Prípustný výstupný prúd M1, M2: á 0,5 A
Druh ochrany: IP 20
prevádzkové podmienky: od 0 do +70°C max. 70% rel. vlhkosť
Technické údaje: Pohon
Tlaková sila (max.): 300 N
Ťažná sila (max.): 300 N
Doba chodu: 20 s / 100 mm
Druh ochrany: IP 50
Elektrické napájanie: 24 V = / 0,5 A

(AC = Striedavý prúd)
(DC = Jednosmerný prúd)

SL Tehnični podatki: Krmiljenje
Nazivna vhodna napetost: 230 – 240 V AC / 50 – 60 Hz
Nazivna izhodna napetost M3: 230 – 230 V AC / 50 – 60 Hz
Dovoljena izhodna električna energija M3: 1,5 A
Nazivna izhodna napetost M1, M2: 24 V DC
Dovoljena izhodna električna energija M1, M2: po 0,5 A
Vrsta zaščite: IP 20
Ozračje za delovanje: 0 do +70°C maks. 70% rel. H
Tehnični podatki: Pogon
Pritisna sila (maks.): 300 N
Vlečna sila (maks.): 300 N
Čas delovanja: 20 s / 100 mm
Vrsta zaščite: IP 50
Napajanje: 24 V DC / 0,5 A

(AC = izmenični tok)
(DC = enosmerni tok)
(rel. H = relativna zračna vlažnost)

QT4 S

Technische Daten / Technical data / Caractéristiques techniques / Technical data / Dati tecnici / Technické údaje / Tehnilised andmed / Datos técnicos / Τεχνικά χαρακτηριστικά / Tehnički podaci / Műszaki adatok / Techniniai duomenys / Tehnisie dati / Dane techniczne / Dados técnicos / Date tehnice / Технические характеристики / Technické údaje / Tehnični podatki

DE Technische Daten Steuerung
Batteriepack: 12 V DC / min 2000 mAh
Eingang PV: 12 V DC / 0,5 A
Nennausgangsspannung M3: 12 V DC
Zulässiger Ausgangsstrom M3: max. 2,5 A
Nennausgangsspannung M1, M2: 24 V DC
Zulässiger Ausgangsstrom M1, M2: je 0,5 A
Schutzart: IP 20
Technische Daten Antrieb
Druckkraft (max.): 300 N
Zugkraft (max.): 300 N
Laufzeit: 20s/ 100mm
Schutzart: IP 50
Versorgung: 24 V DC / 0,5 A

(AC= Wechselspannung)
(DC= Gleichspannung)
(rel. H= relative Luftfeuchtigkeit)

EN Technical data Controller
Battery pack: 12 V DC / min 2000 mAh
Input PV: 12 V DC / 0,5 A
Nominal output voltage M3: 12 V DC
Permissible output current M3: max. 2.5 A
Nominal output voltage M1, M2: 24 V DC
Permissible output current M1, M2: 0.5 A each
Index of Protection: IP 20
Technical data Drive
Opening force (max.): 300 N
Closing force (max.): 300 N
Running time: 20 s / 100 mm
Index of Protection: IP 50
Power supply: 24 V DC / 0.5 A

(AC= Alternating Current)
(DC= Direct Current)
(rel. H= relative atmospheric Humidity)

FR Caractéristiques techniques: Commande
Batterie: 12 V DC / min 2000 mAh
Entrée PV: 12 V DC / 0,5 A
Tension nominale de sortie M3 : 12 V DC
Courant de sortie admissible M3 : max. 2,5 A
Tension nominale de sortie M1, M2 : 24 V DC
Courant de sortie admissible M1, M2 : 0,5 A chacune
Type de protection : IP 20
Caractéristiques techniques: Motorisation
Force de pression (max.) : 300 N
Force de traction (max.) : 300 N
Temps de fonctionnement : 20 s/100 mm
Type de protection : IP 50
Alimentation : 24 V DC/0,5 A

AC= Tension alternative)
(DC= Tension continue)
(rel. H= Humidité relative de l'air)

NL Technical data: Besturing
Battery pack/Accu: 12 V DC / min 2000 mAh
PV-ingang: 12 V DC / 0,5 A
Nom. uitgangsspanning M3: 12 V DC
Toegestane uitgangsstroom M3: max. 2,5 A
Nom. uitgangsspanning M1, M2: 24 V DC
Toegestane uitgangsstroom M1, M2: elk 0,5 A
Beschermingsgraad: IP 20
Technical data: Aandrijving
Drukkracht (max.): 300 N
Trekkracht (max.): 300 N
Looptijd: 20 s / 100 mm
Beschermingsgraad: IP 50
Voeding: 24V DC/0,5A

(AC= wisselspanning)
(DC= gelijkspanning)
(rel. H= relatieve vochtigheid)

IT Dati tecnici: Controllore
Battery Pack/Batteria: 12 V DC / min 2000 mAh
Ingresso PV: 12 V DC / 0,5 A
Valore tensione in uscita M3: 12 V DC
Corrente permessa in uscita M3: max. 2,5 A
Valore tensione in uscita M1, M2: 24 V DC
Corrente permessa in uscita M1, M2: je 0,5 A
Modo di protezione: IP 20
Dati tecnici: Azionamento
Forza di compressione (max.): 300 N
Forza di trazione (max.): 300 N
Durata: 20 s / 100 mm
Modo di protezione: IP 50
Alimentazione: 24 V DC / 0,5 A

(AC = Tensione alternata/di scambio)
(DC = Tensione continua)
(Rel. H = relativa umidità atmosferica)

CZ Technické údaje: Řízení
Battery Pack / baterie: 12 V DC / min 2000 mAh
PV vstup: 12 V DC / 0,5 A
Jmenovité výstupní napětí M3: 12 V DC
Přípustný výstupní proud M3: max. 2,5 A
Jmenovité výstupní napětí M1, M2: 24 V DC
Přípustný výstupní proud M1, M2: á 0,5 A
Druh ochrany: IP 20
Technické údaje: Pohon
Tlaková síla (max.): 300 N
Tažná síla (max.): 300 N
Doba chodu: 20 s / 100 mm
Druh ochrany: IP 50
Zásobování: 24 V DC / 0,5 A

(AC = Střídavý proud)
(DC = Stejnosměrný proud)

EE Tehnilised andmed: Juhtsüsteem
Battery Pack / akut: 12 V DC / min 2000 mAh
PV sisend: 12 V DC / 0,5 A
Väljuv nominaalpinge M3: 12 V DC
Lubatud M3 väljundvool: max 2,5 A
Väljuv nominaalpinge M1, M2: 24 V DC
Lubatud M1, M2 väljundvool: kummalegi 0,5 A
Kaitseklass: IP 20
Tehnilised andmed: Ajam
Survejõud (max): 300 N
Tõmbejõud (max): 300 N
Tööaeg: 20 s / 100 mm
Kaitseklass: IP 50
Toide: 24 V DC / 0,5 A

(AC= vahelduvvool)
(DC= alalisvool)
(rel. H= suhteline õhuniiskus)

ES Datos técnicos: Mando
Paquete de la batería: 12 V DC / min 2000 mAh
entrada de PV: 12 V DC / 0,5 A
Tensión nominal de salida M3: 12 V DC
Corriente de salida permitida M3: max. 2,5 A
Tensión nominal de salida M1, M2: 24 V DC
Corriente de salida permitida M1, M2: 0,5 A, respectivamente
Tipo de protección: IP 20
Datos técnicos: Accionamiento
Fuerza de presión (máx.): 300 N
Fuerza de tracción (máx.): 300 N
Tiempo de funcionamiento: 20 s / 100 mm
Tipo de protección: IP 50
Alimentación: 24V CC / 0,5 A

(AC= tensión alterna)
(DC= tensión continua)
(rel. H= humedad relativa de la atmósfera)

GR Τεχνικά χαρακτηριστικά Μονάδα ελέγχου
Battery Pack/μπαταρία: 12 V DC / min 2000 mAh
φωτοβολταϊκής εισόδου: 12 V DC / 0,5 A
Ονομαστική τάση εξόδου M3: 12 V DC
Επιτρεπτό ρεύμα εξόδου M3: max. 2,5 A
Ονομαστική τάση εξόδου M1, M2: 24 V DC
Επιτρεπτό ρεύμα εξόδου M1, M2: από 0,5 A
Βαθμός προστασίας: IP 20
Τεχνικά χαρακτηριστικά Κινητήρας
Δύναμη πίεσης (μέγ.): 300 N
Δύναμη εφελκισμού (μέγ.): 300 N
Χρόνος λειτουργίας: 20 s / 100 mm
Βαθμός προστασίας: IP 50
Τροφοδοσία: 24 V DC / 0,5 A

HR Tehnički podaci: Upravljanje
Baterija: 12 V DC / min 2000 mAh
PV ulaz: 12 V DC / 0,5 A
Nazivni izlazni napon M3: 12 V DC
Dopuštena izlazna struja M3: max. 2,5 A
Nazivni izlazni napon M1, M2: 24 V DC
Dopuštena izlazna struja M1, M2: je 0,5 A
Vrsta zaštite: IP 20
Tehnički podaci: Pogon
Sila pritiska (maks.): 300 N
Vučna sila (maks.): 300 N
Vrijeme rada: 20 s / 100 mm
Vrsta zaštite: IP 50
Napajanje: 24 V DC / 0,5 A

(AC= Izmjenična struja)
(DC= Istosmjerna struja)
(rel. H= relativna vlažnost zraka)

HU Műszaki adatok: Vezérlés
Akkumulátor: 12 V DC / min 2000 mAh
PV bemenet: 12 V DC / 0,5 A
Névleges kimeneti feszültség M3: 12 V DC
Engedélyezett kimenő áramerősség M3: max. 2,5 A
Névleges kimeneti feszültség M1,M2: 24 V DC
Engedélyezett kimenő áramerősség M1, M2: egységenként 0,5 A
Védelmi osztály: IP 20
Műszaki adatok: Motor
Nyomóerő (max.): 300 N
Húzóerő (max.): 300 N
Futási idő: 20 s / 100 mm
Védelmi osztály: IP 50
Áramellátás: 24 V DC / 0,5 A

(AC = váltóáram)
(DC = egyenáram)

LT Techniniai duomenys: Valdymas
Baterija: 12 V DC / min 2000 mAh
PV įvestis: 12 V DC / 0,5 A
Nominali išėjimo įtampa M3: 12 V DC
Leidžiama srovė M3: max. 2,5 A
Nominali išėjimo įtampa M1, M2: 24 V DC
Leidžiama išeinamoji srovė M1, M2: 0,5 (kiekviena)
Apsaugos tipas: IP 20
Techniniai duomenys: Pavara
Slėgio jėga (maks.): 300 N
Tempimo jėga (maks.): 300 N
Eigos laikas: 20 s / 100 mm
Apsaugos tipas: IP 50
Maitinimas: 24 V DC / 0,5 A

(AC= kintama įtampa)
(DC= nuolatinė įtampa)

LV Tehnisie dati: Vadības sistēma
Akumulators: 12 V DC / min 2000 mAh
PV ievade: 12 V DC / 0,5 A
Nominālais izejas spriegums M3: 12 V DC
Pieļaujamā izejas strāva M3: max. 2,5 A
Nominālā izejas strāva M1, M2: 24 V DC
Pieļaujamā izejas strāva M1, M2: je 0,5 A
Aizsardzība: IP 20
Tehnisie dati: Piedziņa
Spiedes spēks (maks.): 300 N
Vilces spēks (maks.): 300 N
Darbības laiks: 20 s / 100 mm
Aizsardzība: IP 50
Spriegums: 24 V DC / 0,5 A

(AC= maiņstrāva)
(DC= līdzstrāva)
(rel. H= relatīvais gaisa mitrums)

PL Dane techniczne: Sterownik
Akumulator: 12 V DC / min 2000 mAh
Wejście PV: 12 V DC / 0,5 A
Napięcie znamionowe wyjścia M3: 12 V DC
Dopuszczalne natężenie wyjścia M3: max. 2,5 A
Napięcie znamionowe wyjścia M1, M2: 24 V DC
Dopuszczalne natężenie wyjścia M1, M2: 0,5 A (każde)
Rodzaj ochrony: IP 20
Dane techniczne: Napęd
Siła nacisku (max.): 300 N
Siła ciągu (max.): 300 N
Czas cyklu pracy: 20 s / 100 mm
Rodzaj ochrony: IP 50
Zasilanie: 24 V DC / 0,5 A

(AC= napięcie przemienne)
(DC= napięcie stałe)

PT Dados técnicos: Comando
Bateria: 12 V DC / min 2000 mAh
Entrada PV: 12 V CC / 0,5 A
Tensão nominal de saída M3: 12 V CC
Corrente de saída admissível M3: max. 2,5 A
Tensão nominal de saída M1, M2: 24 V CC
Corrente de saída admissível M1, M2: cada 0,5 A
Grau de protecção: IP 20
Dados técnicos: Automatismo
Força de compressão (máx.): 300 N
Força de tracção (máx.): 300 N
Tempo de abertura: 20 s / 100 mm
Grau de protecção: IP 50
Alimentação eléctrica: 24 V DC / 0,5 A

(CA= Corrente alternada)
(CC= Corrente contínua)
(H. rel. = humidade relativa)

RO Date tehnice : Comanda
Acumulator: 12 V DC / min 2000 mAh
Intrare PV: 12 V DC / 0,5 A
Tensiune de lucru M3: 12 V DC
Intensitate curent M3: max. 2,5 A
Tensiune de lucru M1, M2: 24 V DC
Intensitate curent M1, M2: cate 0,5 A fiecare
Clasa de protectie: IP 20
Date tehnice : Acţionarea
Forţa de presiune (max.): 300 N
Forţa de tracţiune (max.): 300 N
Perioada de funcţionare: 20 s / 100 mm
Clasa de protectie: IP 50
Alimentarea: 24 V DC / 0,5 A

(AC = Curent alternativ)
(DC = curent continuu)

RU Технические характеристики: Система управления
Аккумулятор: 12 В DC / min 2000 mAh
Вход PV: 12 В DC / 0,5 A
Номинальное напряжение на выходе M3: 12 В AC
Допускаемая сила тока M3: max. 2,5 A
Номинальное напряжение на выходе M1, M2: 24 В DC
Допускаемая сила тока на выходе M1, M2: 0,5 A (каждая)
Вид защиты: IP 20
Технические характеристики: Привод
Прижимное усилие (макс.): 300 Н
Тяговое усилие (макс.): 300 Н
Время работы: 20 с / 100 мм
Вид защиты: IP 50
Питание: 24В пост.т. / 0,5 A

(AC – переменное напряжение)
(DC – постоянное напряжение)

SK Technické údaje: Riadiaci systém
Batérie pack: 12 V DC / min 2000 mAh
PV vstup: 12 V DC / 0,5 A
Menovité výstupné napätie M3: 12 V DC
Prípustný výstupný prúd M3: max. 2,5 A
Menovité výstupné napätie M1, M2: 24 V DC
Prípustný výstupný prúd M1, M2: á 0,5 A
Druh ochrany: IP 20
Technické údaje: Pohon
Tlaková sila (max.): 300 N
Ťažná sila (max.): 300 N
Doba chodu: 20 s / 100 mm
Druh ochrany: IP 50
Elektrické napájanie: 24 V = / 0,5 A

(AC = Striedavý prúd)
(DC = Jednosmerný prúd)

Roto Dach- und Solartechnologie GmbH
Wilhelm-Frank-Straße 38-40
97980 Bad Mergentheim
Deutschland

DE
+49 (0)7931 54 90 86 20
+49 (0)7931 54 90 460
www.roto-frank.com

AT | SI
+43 (0)2 75 42 11 99
+43 (0)2 75 42 11 99 50
www.roto-dachfenster.at
www.roto-frank.si

BE | LU
+32 (0)67 89 41 30
+32 (0)67 89 41 72
www.roto-frank.be

BG Buldach Roof Systems
+359 886 66 72 33
www.buldach.com

BY RoyalRoof
+37 5296342838
+37 5173852711
www.roto.by

CH
+41 (0)44 267 47 47
+41 (0)44 267 47 46
www.roto-dachfenster.ch

CN Qingdao AHRD Industry
+86 532 8770 7699
+86 532 8770 7698
www.qdahrd.com

CZ | SK
+420 272 651 428
+420 271 750 187
www.roto-frank.cz
www.roto-frank.sk

EE S.C. Unimat SRL
+37 2640 1331
+37 2640 1330
www.roto.ee

ES RT Sistemas
+34 981 526 939
+34 981 695 269
www.rototejado.com

FR
+33 (0)387 29 24 30
+33 (0)387 91 49 01
www.roto-frank.fr

GE Gradienti Ltd.
+995 32 2 52 10 37
+995 32 2 52 20 76
www.roto.ge

GR Eurotechnika Ltd.
+30 231 0796 950 (Thessaloniki)
+30 2109953623 (Athen)
+30 231 0796 783 (Thessaloniki)
+30/2109959398 (Athen)
www.eurotechnica.gr

HR Supera
+38 51 3490 360
+38 51 3490 362
www.supera.hr

HU
+36 99 511 686/687
+36 99 511 688
www. roto.hu

IT
+39 0421 618 211
+39 0421 618 455
www.roto-frank.it

KR JinHeung International
+82 31634 9627
+82 31 634 9629
www.jhint.co.kr

LT UAB Arpekas
(+37 0685 71902
www.arpekas.lt

LT UAB Agmeka
+37 0614 17341
+37 052101565
www.roto.lt

LV „VBH Latvia“ SIA
+37 167381890
+37 167381792
www.roto.lv

NL
+31 (0)800 0232 114
+31 (0)800 0232 116
www.roto-frank.nl

NO Nodico Takvinduer
+47 48277268

PL
+48 81 855 05 22-25
+48 81 855 05 28
www.roto.pl

PT RT Sistemas
+351 236 218 072
+351 236 215 289
www.imporjan.com

RO S.C. Unimat SRL
+40 720 110 148
www.fereastrademansarda.ro

RS LOZ d.o.o.Simanovci
+381 22 480175
+381 22 480050
www.rotokrovniprozori.rs

RU Компания Металл Профиль
+7 495 225-61-51
+7 495 225-61-51
www.metallprofil.ru

RU Shumnoie (Kaliningrad)
+7 906 234 88 88
+7 495 287 35 24

UA MIZOL LTD
+38 0503100816
+38 0445667311
www.roto.ua

www.roto-extra.com